

DEMOLITION NOTES

INDICATES DEMOLISHED ITEMS


GENERAL NOTES:

- CONTRACTOR TO PROVIDE ALL TEMPORARY PARTITIONS AND OTHER SYSTEMS TO CONTROL THE SPREAD OF CONSTRUCTION DEBRIS AND DUST.
- WHERE EXISTING ITEMS ARE REMOVED FROM EXISTING WALLS, CEILINGS, AND EXISTING FINISH TO REMAIN, PATCH, REPAIR, AND PAINT AS REQUIRED FOR FINISHED AND COMPLETED CONSTRUCTION.
- FINISHED AND COMPLETED CONSTRUCTION. CONTRACTOR TO PROTECT ALL FINISHES THAT ARE TO REMAIN.
- MAINTAIN UNOBSTRUCTED PATHS TO BUILDING EXITS DURING DEMOLITION AND REMODELING.
- DISPOSE OF ALL DEBRIS OFF-SITE.
- KEEP AREAS CLEAN FOR SERVICES AND PUBLIC ACCESS.
- DISCUSS PHASING WITH OWNER BEFORE BEGINNING WORK.
- ALL INTERRUPTIONS TO EXISTING SERVICES AND OPERATIONS WILL BE MINIMAL AND AVOIDED WHENEVER POSSIBLE IF UNAVOIDABLE. STOPPAGE TO EXISTING SERVICE TO BE COORDINATED WITH THE OWNER'S REPRESENTATIVE AT LEAST ONE WEEK PRIOR TO INTERRUPTION.

- 1 REMOVE EXISTING WALL BASE COMPLETELY, PREP FOR NEW WALL BASE
- 2 REMOVE EXISTING CARPET FLOORING COMPLETELY, PREP FLOOR SURFACE FOR NEW FLOORING TYPE
- 3 REMOVE EXISTING VCT FLOORING COMPLETELY, PREP FLOOR SURFACE FOR NEW FLOORING TYPE
- 4 REMOVE EXISTING CERAMIC TILE COMPLETELY, PREP FLOOR SURFACE FOR NEW FLOORING TYPE

COGNIZANT NOTE
THE CONTRACTOR SHALL BE COGNIZANT THAT THIS IS A REMODEL PROJECT AND AS SUCH, CERTAIN ITEMS CANNOT BE FULLY ILLUSTRATED NOR EXPLAINED WITHOUT FIELD OBSERVATION. THEREFORE BEFORE SUBMITTING A PROPOSAL, THE CONTRACTOR SHALL VISIT AND EXAMINE THE PROJECT IN EVERY DETAIL AS PERTAINS TO THE PROJECT AND MAKE ALLOWANCES IN THEIR PROPOSAL FOR ALL CONDITIONS THAT WILL AFFECT THE WORK INDICATED IN THE PROJECT MANUAL AND CONTRACT DOCUMENTS.

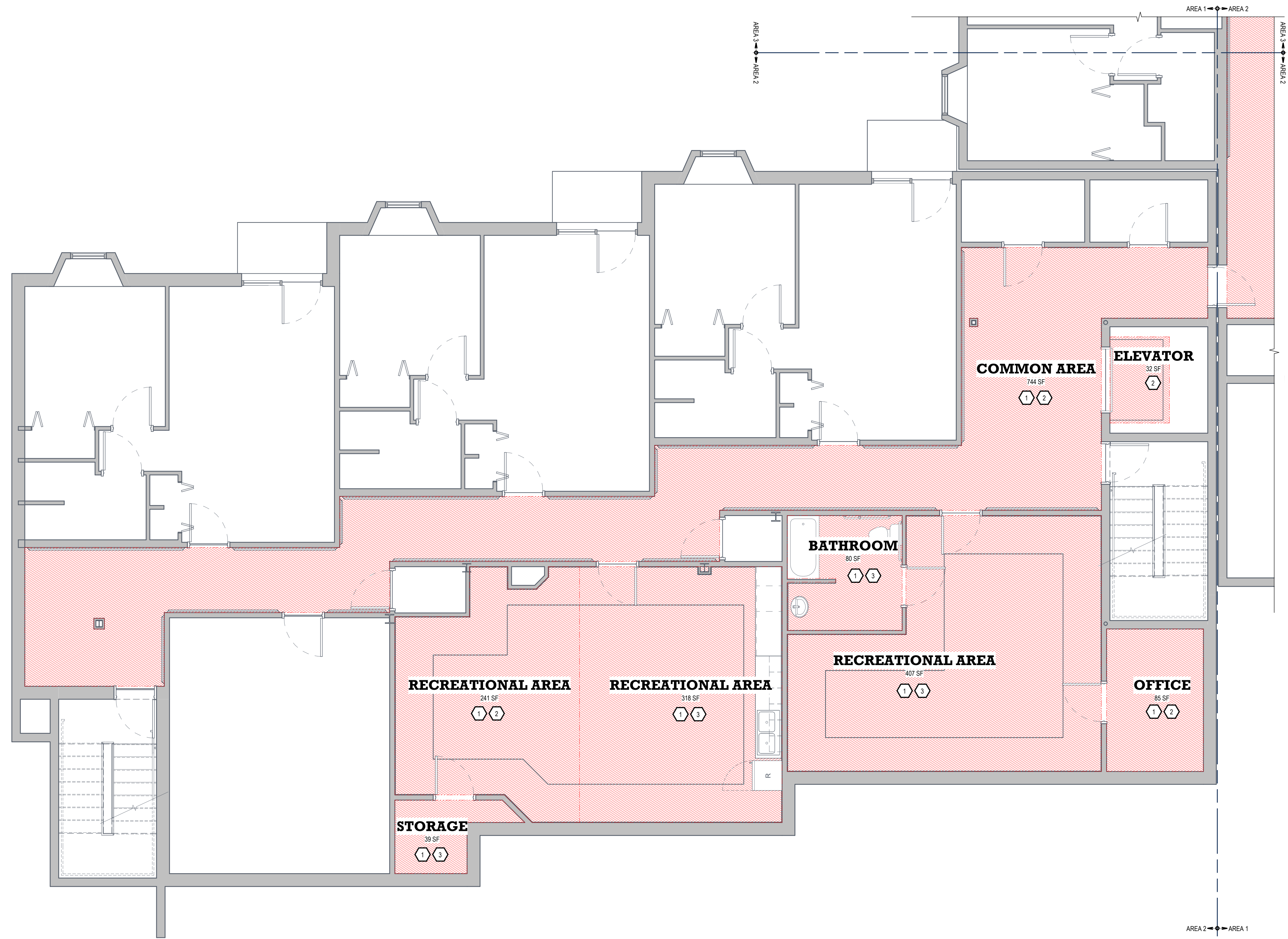
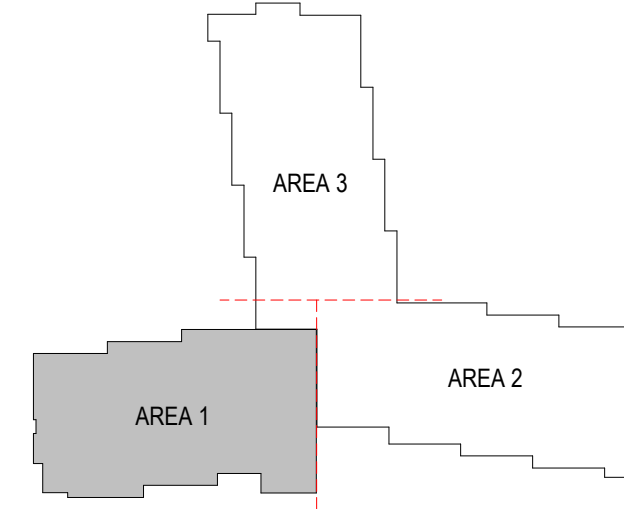
COORDINATION NOTE
IT IS ABSOLUTELY NECESSARY THAT ALL TRADES COORDINATE WITH EACH OTHER AND VERIFY THAT THERE ARE NO CONFLICTS IN LOCATION OF DUCTS, CONDUITS, SPRINKLER HEADS, DIFFUSERS, ELECTRICAL BOXES, EQUIPMENT, AND OTHER ITEMS THROUGHOUT THIS PROJECT BEFORE FINAL PLACEMENT OF MATERIALS.



CWG Architecture + Interior
650 Power St
P.O. Box 1198
Helena, MT 59601
406.443.2940
cwg@cgwarchitects.com

© 2022 Crossman-Whitney-Griffin, Inc.

REVISIONS		
#	Desc	Date



1 FIRST FLOOR - AREA 1
SCALE: 1/4" = 1'-0"



HELENA HOUSING AUTHORITY
MEA FLOORING REPLACEMENT
HHA-FY25-IFB-001
100 S WARREN ST., HELENA, MT 59601
DEMO PLANS - FIRST FLOOR AREA 1

4415-01-16 (23)
DRAWN BY: BL/MMA
APPROVED BY: CWG
DATE: 07/09/2024
AD1.1

G:\Project\44150116 Helena Housing Authority 2020 Capital Fund\Project\44150116 (2) HHA MEA Flooring Replacement\3 Design - Scaled - Sheet3 - Rev.2024.04.15.16 (2) HHA MEA Flooring Replacement.dwg | User: BLMM | Date: 07/09/2024 8:33:25 AM

DEMOLITION NOTES

INDICATES DEMOLISHED ITEMS

GENERAL NOTES:

- CONTRACTOR TO PROVIDE ALL TEMPORARY PARTITIONS AND OTHER SYSTEMS TO CONTROL THE SPREAD OF CONSTRUCTION DEBRIS AND DUST.
- WHERE EXISTING ITEMS ARE REMOVED FROM EXISTING WALLS, CEILINGS, AND EXISTING FINISH TO REMAIN, PATCH, REPAIR, AND PAINT AS REQUIRED FOR FINISHED AND COMPLETED CONSTRUCTION.
- FINISHED AND COMPLETED CONSTRUCTION. CONTRACTOR TO PROTECT ALL FINISHES THAT ARE TO REMAIN.
- MAINTAIN UNOBSTRUCTED PATHS TO BUILDING EXITS DURING DEMOLITION AND REMODELING.
- DISPOSE OF ALL DEBRIS OFF-SITE.
- KEEP AREAS CLEAN FOR SERVICES AND PUBLIC ACCESS.
- DISCUSS PHASING WITH OWNER BEFORE BEGINNING WORK.
- ALL INTERRUPTIONS TO EXISTING SERVICES AND OPERATIONS WILL BE MINIMAL AND AVOIDED WHENEVER POSSIBLE IF UNAVOIDABLE. STOPPAGE TO EXISTING SERVICE TO BE COORDINATED WITH THE OWNER'S REPRESENTATIVE AT LEAST ONE WEEK PRIOR TO INTERRUPTION.


- 1 REMOVE EXISTING WALL BASE COMPLETELY, PREP FOR NEW WALL BASE
- 2 REMOVE EXISTING CARPET FLOORING COMPLETELY, PREP FLOOR SURFACE FOR NEW FLOORING TYPE
- 3 REMOVE EXISTING VCT FLOORING COMPLETELY, PREP FLOOR SURFACE FOR NEW FLOORING TYPE
- 4 REMOVE EXISTING CERAMIC TILE COMPLETELY, PREP FLOOR SURFACE FOR NEW FLOORING TYPE

COGNIZANT NOTE

THE CONTRACTOR SHALL BE COGNIZANT THAT THIS IS A REMODEL PROJECT AND AS SUCH, CERTAIN ITEMS CANNOT BE FULLY ILLUSTRATED NOR EXPLAINED WITHOUT FIELD OBSERVATION. THEREFORE BEFORE SUBMITTING A PROPOSAL, THE CONTRACTOR SHALL VISIT AND EXAMINE THE PROJECT IN EVERY DETAIL AS PERTAINS TO THE PROJECT AND MAKE ALLOWANCES IN THEIR PROPOSAL FOR ALL CONDITIONS THAT WILL AFFECT THE WORK INDICATED IN THE PROJECT MANUAL AND CONTRACT DOCUMENTS.

COORDINATION NOTE

IT IS ABSOLUTELY NECESSARY THAT ALL TRADES COORDINATE WITH EACH OTHER AND VERIFY THAT THERE ARE NO CONFLICTS IN LOCATION OF DUCTS, CONDUITS, SPRINKLER HEADS, DIFFUSERS, ELECTRICAL BOXES, EQUIPMENT, AND OTHER ITEMS THROUGHOUT THIS PROJECT BEFORE FINAL PLACEMENT OF MATERIALS.



CWG Architecture + Interior
650 Power St
P.O. Box 1198
Helena, MT 59601
406.443.2940
cwg@cgwarchitects.com

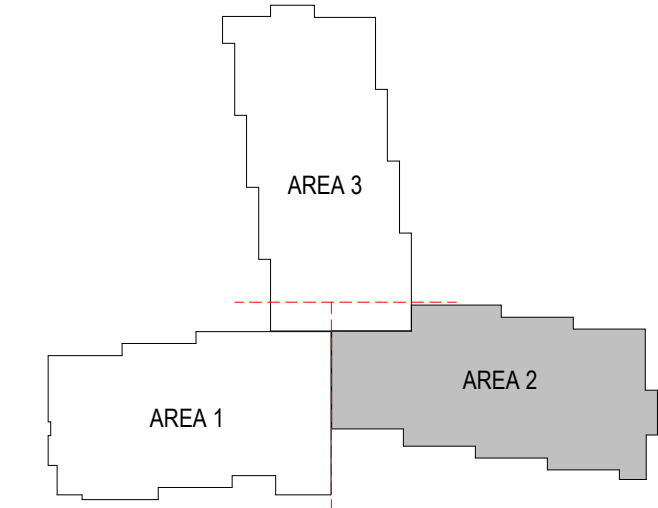
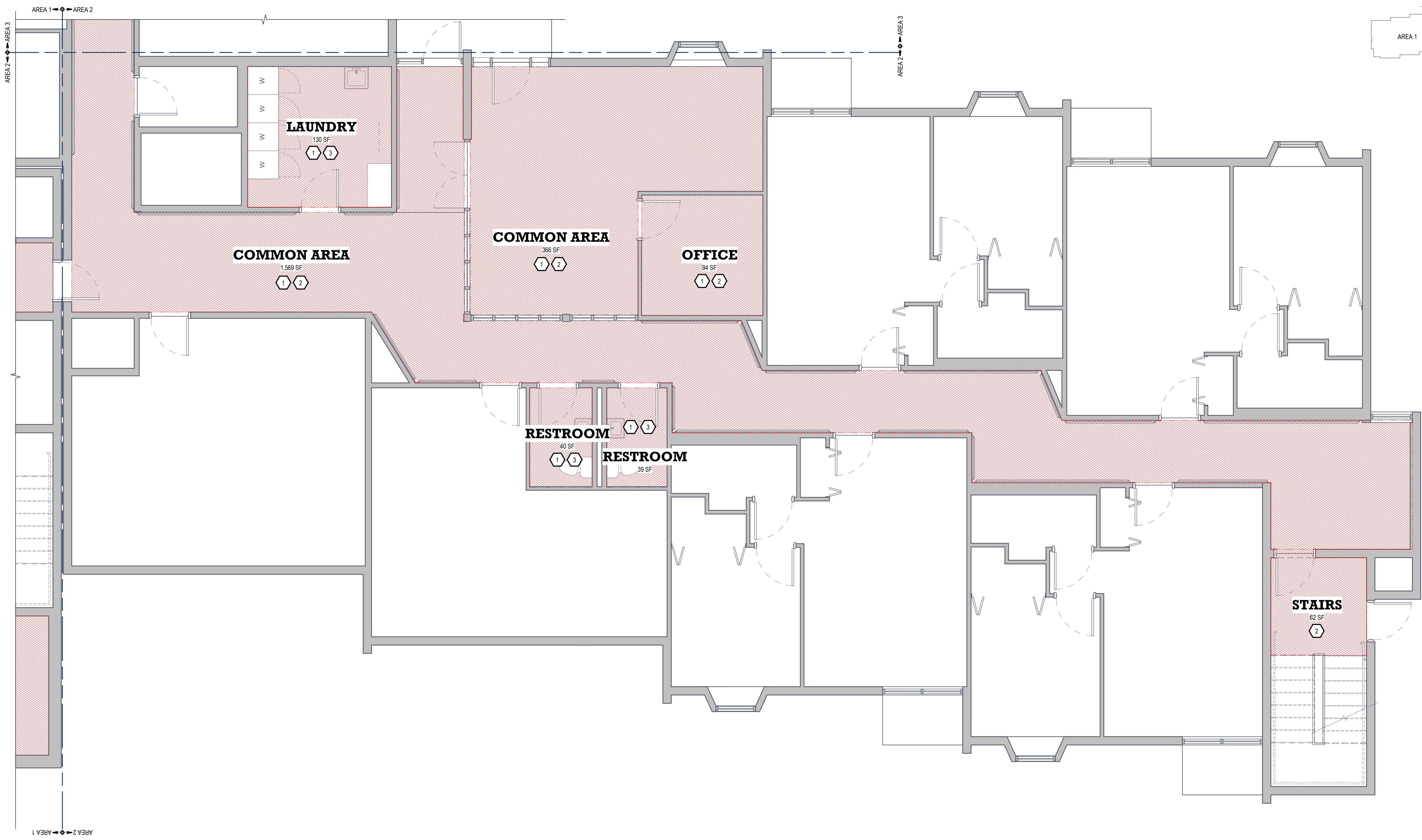
REVISIONS

#	Desc	Date

HELENA HOUSING AUTHORITY
MEA FLOORING REPLACEMENT
 HHA-FY25-IFB-001
 100 S WARREN ST., HELENA, MT 59601
 DEMO PLANS - FIRST FLOOR AREA 2

4415-01-16 (23)
 DRAWN BY: BL/MMA
 APPROVED BY: CWG
 DATE: 07/09/2024

AD1.2



1 FIRST FLOOR - AREA 2
SCALE: 1/4" = 1'-0"



G:\Projects\44150116 Helena Housing Authority 2020 Capital Fund\Project\44150116 (2) HHA MEA Flooring Replacement\03 Design - Drawings - Sheet3 - Rev.2024.04.15\16 (23) HHA MEA Flooring Replacement.dwg
7/9/2024 8:33:26 AM
CWG Architecture + Interiors 02023

DEMOLITION NOTES

INDICATES DEMOLISHED ITEMS

GENERAL NOTES:

- CONTRACTOR TO PROVIDE ALL TEMPORARY PARTITIONS AND OTHER SYSTEMS TO CONTROL THE SPREAD OF CONSTRUCTION DEBRIS AND DUST.
- WHERE EXISTING ITEMS ARE REMOVED FROM EXISTING WALLS, CEILINGS, AND EXISTING FINISH TO REMAIN, PATCH, REPAIR, AND PAINT AS REQUIRED FOR FINISHED AND COMPLETED CONSTRUCTION.
- FINISHED AND COMPLETED CONSTRUCTION.
- CONTRACTOR TO PROTECT ALL FINISHES THAT ARE TO REMAIN.
- MAINTAIN UNOBSTRUCTED PATHS TO BUILDING EXITS DURING DEMOLITION AND REMODELING.
- DISPOSE OF ALL DEBRIS OFF-SITE.
- KEEP AREAS CLEAN FOR SERVICES AND PUBLIC ACCESS.
- DISCUSS PHASING WITH OWNER BEFORE BEGINNING WORK.
- ALL INTERRUPTIONS TO EXISTING SERVICES AND OPERATIONS WILL BE MINIMAL AND AVOIDED WHENEVER POSSIBLE IF UNAVOIDABLE. STOPPAGE TO EXISTING SERVICE TO BE COORDINATED WITH THE OWNER'S REPRESENTATIVE AT LEAST ONE WEEK PRIOR TO INTERRUPTION.

- 1 REMOVE EXISTING WALL BASE COMPLETELY, PREP FOR NEW WALL BASE
- 2 REMOVE EXISTING CARPET FLOORING COMPLETELY, PREP FLOOR SURFACE FOR NEW FLOORING TYPE
- 3 REMOVE EXISTING VCT FLOORING COMPLETELY, PREP FLOOR SURFACE FOR NEW FLOORING TYPE
- 4 REMOVE EXISTING CERAMIC TILE COMPLETELY, PREP FLOOR SURFACE FOR NEW FLOORING TYPE

COGNIZANT NOTE

THE CONTRACTOR SHALL BE COGNIZANT THAT THIS IS A REMODEL PROJECT AND AS SUCH, CERTAIN ITEMS CANNOT BE FULLY ILLUSTRATED NOR EXPLAINED WITHOUT FIELD OBSERVATION. THEREFORE BEFORE SUBMITTING A PROPOSAL, THE CONTRACTOR SHALL VISIT AND EXAMINE THE PROJECT IN EVERY DETAIL AS PERTAINS TO THE PROJECT AND MAKE ALLOWANCES IN THEIR PROPOSAL FOR ALL CONDITIONS THAT WILL AFFECT THE WORK INDICATED IN THE PROJECT MANUAL AND CONTRACT DOCUMENTS.


COORDINATION NOTE

IT IS ABSOLUTELY NECESSARY THAT ALL TRADES COORDINATE WITH EACH OTHER AND VERIFY THAT THERE ARE NO CONFLICTS IN LOCATION OF DUCTS, CONDUITS, SPRINKLER HEADS, DIFFUSERS, ELECTRICAL BOXES, EQUIPMENT, AND OTHER ITEMS THROUGHOUT THIS PROJECT BEFORE FINAL PLACEMENT OF MATERIALS.

NOT FOR CONSTRUCTION

CWG
Architecture
+
Interior

650 Power St
P.O. Box 1198
Helena, MT 59601
406/443-2940
cwg@cgarchitects.com

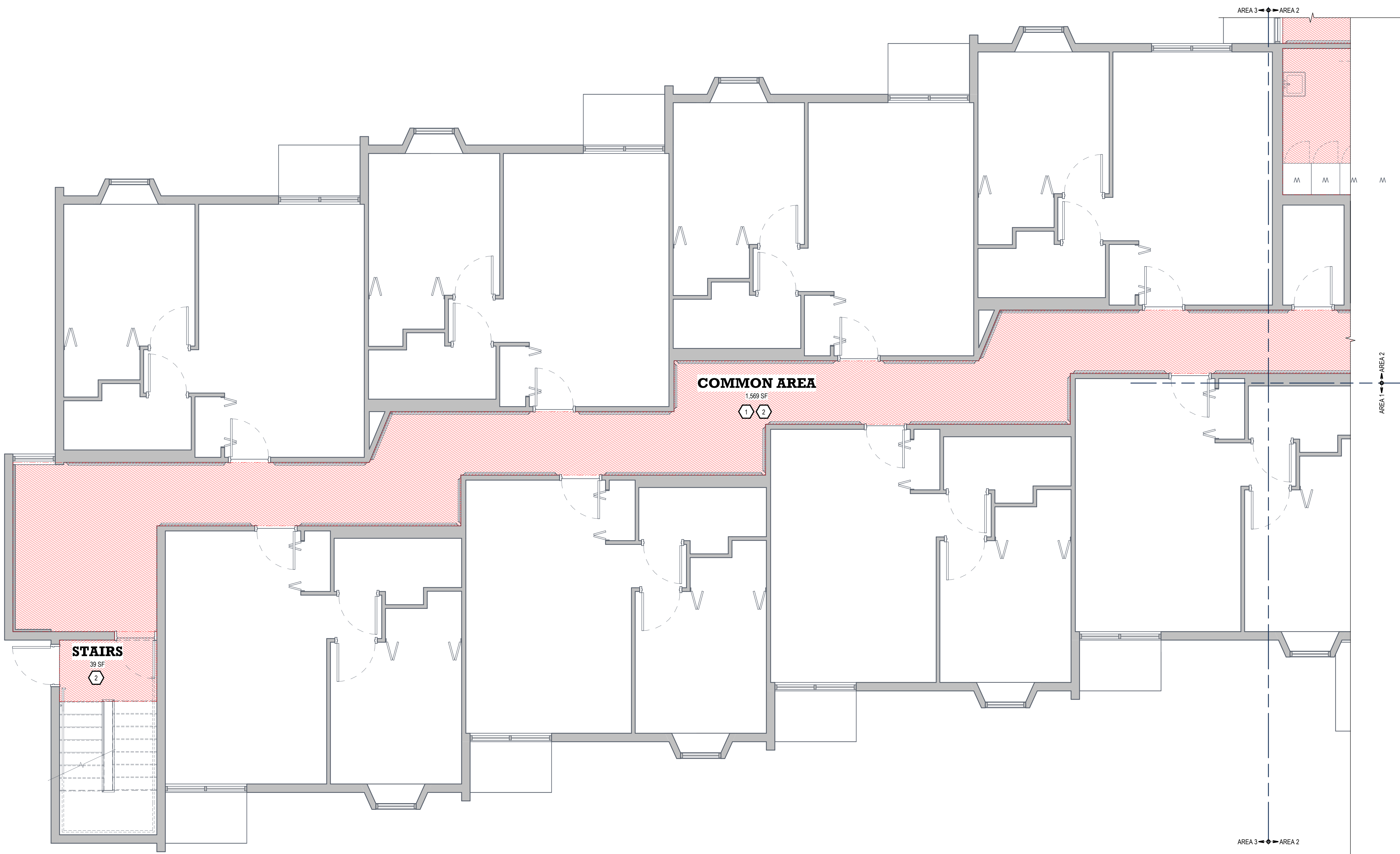
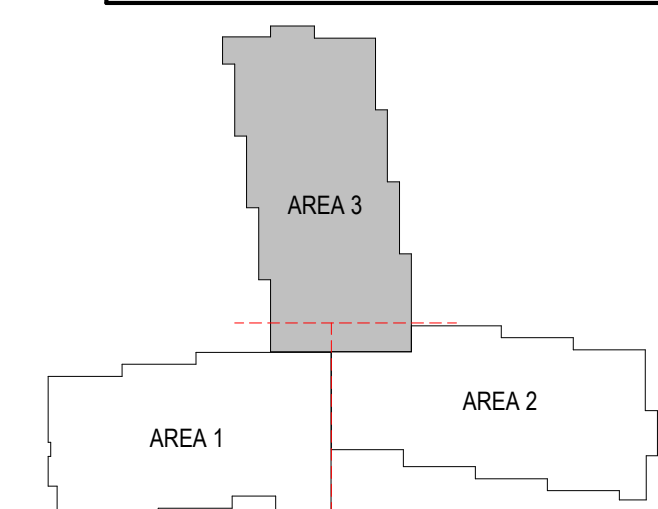


© 2022 Crossman-Whitney-Griffin, Inc.

REVISIONS		Date
#	Desc	

HELENA HOUSING AUTHORITY
MEA FLOORING REPLACEMENT
100 S WARREN ST., HELENA, MT 59601
DEMO PLANS - FIRST FLOOR AREA 3

4415-01-16 (23)
DRAWN BY: BL/MMA
APPROVED BY: CWG
DATE: 07/09/2024
AD1.3



1 FIRST FLOOR - AREA 3
SCALE: 1/4" = 1'-0"

G:\Projects\44150116 Helena Housing Authority 2020 Capital Fund\Project\44150116 (2) HHA MEA Flooring Replacement\MEAs\1-16 (2) HHA MEA Flooring Replacement.dwg - Drawn - 07/09/2024 10:16:18 AM
CGI Architecture - Interiors 02023

DEMOLITION NOTES

INDICATES DEMOLISHED ITEMS

GENERAL NOTES:

- CONTRACTOR TO PROVIDE ALL TEMPORARY PARTITIONS AND OTHER SYSTEMS TO CONTROL THE SPREAD OF CONSTRUCTION DEBRIS AND DUST.
- WHERE EXISTING ITEMS ARE REMOVED FROM EXISTING WALLS, CEILINGS, AND EXISTING FINISH TO REMAIN, PATCH, REPAIR, AND PAINT AS REQUIRED FOR FINISHED AND COMPLETED CONSTRUCTION.
- FINISHED AND COMPLETED CONSTRUCTION. CONTRACTOR TO PROTECT ALL FINISHES THAT ARE TO REMAIN.
- MAINTAIN UNOBSTRUCTED PATHS TO BUILDING EXITS DURING DEMOLITION AND REMODELING.
- DISPOSE OF ALL DEBRIS OFF-SITE.
- KEEP AREAS CLEAN FOR SERVICES AND PUBLIC ACCESS.
- DISCUSS PHASING WITH OWNER BEFORE BEGINNING WORK.
- ALL INTERRUPTIONS TO EXISTING SERVICES AND OPERATIONS WILL BE MINIMAL AND AVOIDED WHENEVER POSSIBLE IF UNAVOIDABLE. STOPPAGE TO EXISTING SERVICE TO BE COORDINATED WITH THE OWNER'S REPRESENTATIVE AT LEAST ONE WEEK PRIOR TO INTERRUPTION.

- 1 REMOVE EXISTING WALL BASE COMPLETELY, PREP FOR NEW WALL BASE
- 2 REMOVE EXISTING CARPET FLOORING COMPLETELY, PREP FLOOR SURFACE FOR NEW FLOORING TYPE
- 3 REMOVE EXISTING VCT FLOORING COMPLETELY, PREP FLOOR SURFACE FOR NEW FLOORING TYPE
- 4 REMOVE EXISTING CERAMIC TILE COMPLETELY, PREP FLOOR SURFACE FOR NEW FLOORING TYPE

COGNIZANT NOTE

THE CONTRACTOR SHALL BE COGNIZANT THAT THIS IS A REMODEL PROJECT AND AS SUCH, CERTAIN ITEMS CANNOT BE FULLY ILLUSTRATED NOR EXPLAINED WITHOUT FIELD OBSERVATION. THEREFORE BEFORE SUBMITTING A PROPOSAL, THE CONTRACTOR SHALL VISIT AND EXAMINE THE PROJECT IN EVERY DETAIL AS PERTAINS TO THE PROJECT AND MAKE ALLOWANCES IN THEIR PROPOSAL FOR ALL CONDITIONS THAT WILL AFFECT THE WORK INDICATED IN THE PROJECT MANUAL AND CONTRACT DOCUMENTS.

COORDINATION NOTE

IT IS ABSOLUTELY NECESSARY THAT ALL TRADES COORDINATE WITH EACH OTHER AND VERIFY THAT THERE ARE NO CONFLICTS IN LOCATION OF DUCTS, CONDUITS, SPRINKLER HEADS, DIFFUSERS, ELECTRICAL BOXES, EQUIPMENT, AND OTHER ITEMS THROUGHOUT THIS PROJECT BEFORE FINAL PLACEMENT OF MATERIALS.



CWG Architecture + Interior
 650 Power St
 P.O. Box 1198
 Helena, MT 59601
 cwg@cwgarchitects.com
 (406)443-2940
 © 2022 Crossman-Whitney-Griffin, Inc.

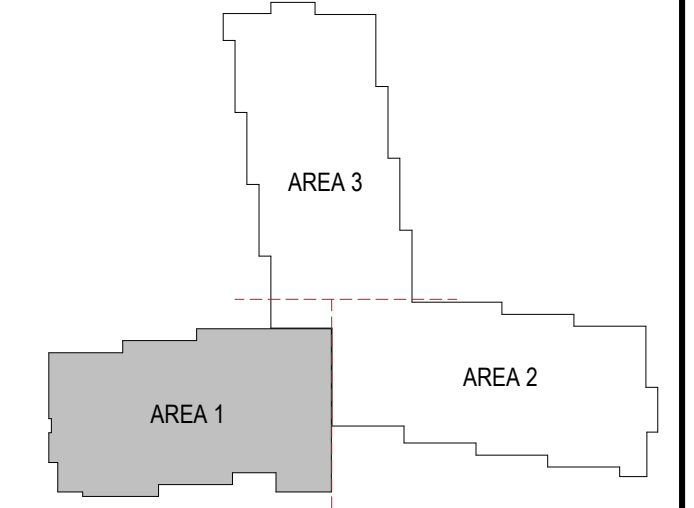
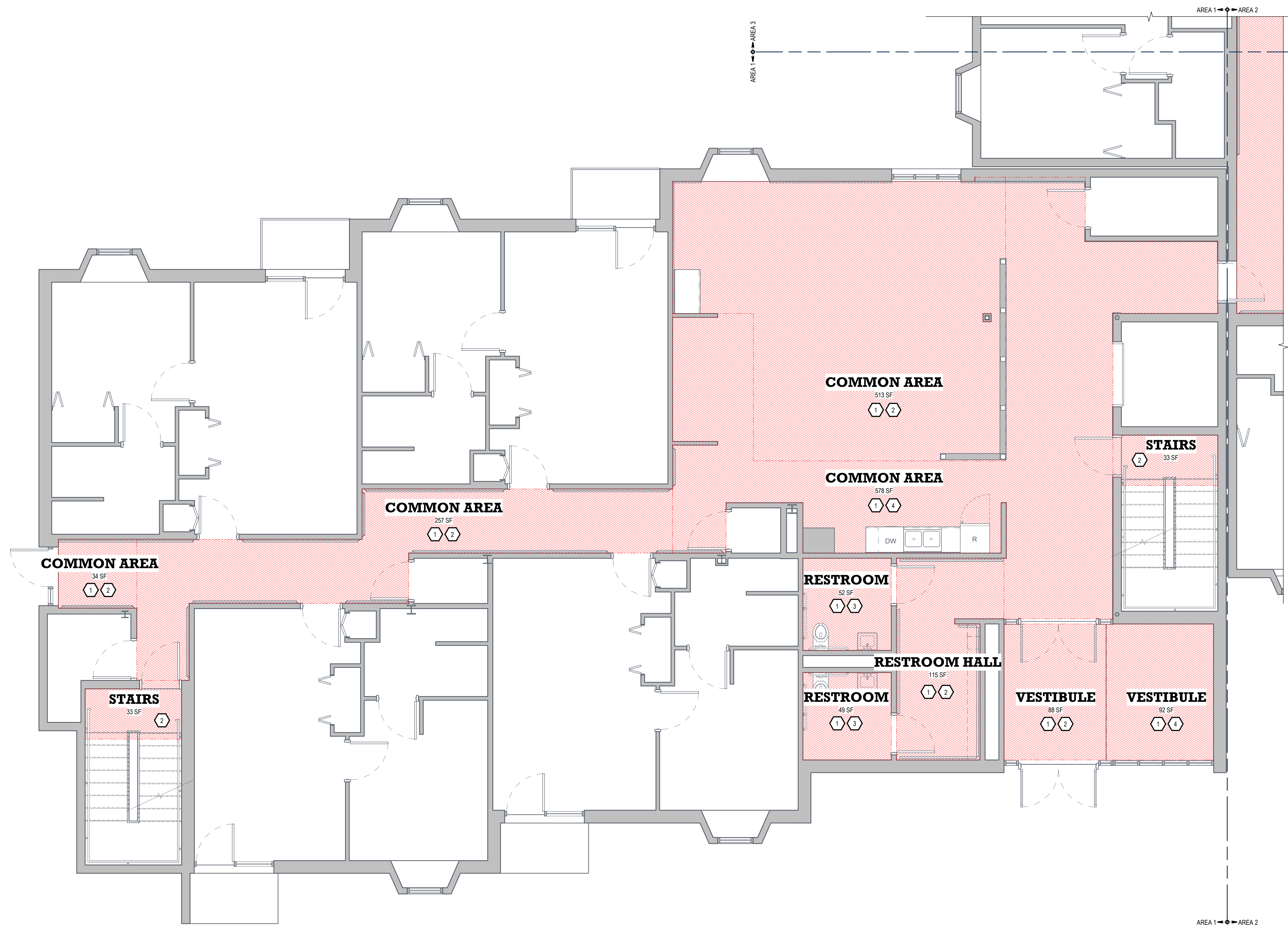
REVISIONS

#	Desc	Date

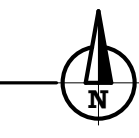
HELENA HOUSING AUTHORITY
MEA FLOORING REPLACEMENT
 HHA-FY25-IFB-001
 100 S WARREN ST, HELENA, MT 59601
DEMO PLANS - SECOND FLOOR AREA 1

4415-01-16 (23)
 DRAWN BY: BL/MMA
 APPROVED BY: CWG
 DATE: 07/09/2024

AD1.4



1 SECOND FLOOR - AREA 1
 SCALE: 1/4" = 1'-0"



DEMOLITION NOTES

INDICATES DEMOLISHED ITEMS


GENERAL NOTES:

- CONTRACTOR TO PROVIDE ALL TEMPORARY PARTITIONS AND OTHER SYSTEMS TO CONTROL THE SPREAD OF CONSTRUCTION DEBRIS AND DUST.
- WHERE EXISTING ITEMS ARE REMOVED FROM EXISTING WALLS, CEILINGS, AND EXISTING FINISH TO REMAIN, PATCH, REPAIR, AND PAINT AS REQUIRED FOR FINISHED AND COMPLETED CONSTRUCTION.
- FINISHED AND COMPLETED CONSTRUCTION. CONTRACTOR TO PROTECT ALL FINISHES THAT ARE TO REMAIN.
- MAINTAIN UNOBSTRUCTED PATHS TO BUILDING EXITS DURING DEMOLITION AND REMODELING.
- DISPOSE OF ALL DEBRIS OFF-SITE.
- KEEP AREAS CLEAN FOR SERVICES AND PUBLIC ACCESS.
- DISCUSS PHASING WITH OWNER BEFORE BEGINNING WORK.
- ALL INTERRUPTIONS TO EXISTING SERVICES AND OPERATIONS WILL BE MINIMAL AND AVOIDED WHENEVER POSSIBLE IF UNAVOIDABLE. STOPPAGE TO EXISTING SERVICE TO BE COORDINATED WITH THE OWNER'S REPRESENTATIVE AT LEAST ONE WEEK PRIOR TO INTERRUPTION.

- REMOVE EXISTING WALL BASE COMPLETELY, PREP FOR NEW WALL BASE
- REMOVE EXISTING CARPET FLOORING COMPLETELY, PREP FLOOR SURFACE FOR NEW FLOORING TYPE
- REMOVE EXISTING VCT FLOORING COMPLETELY, PREP FLOOR SURFACE FOR NEW FLOORING TYPE
- REMOVE EXISTING CERAMIC TILE COMPLETELY, PREP FLOOR SURFACE FOR NEW FLOORING TYPE

COGNIZANT NOTE
 THE CONTRACTOR SHALL BE COGNIZANT THAT THIS IS A REMODEL PROJECT AND AS SUCH, CERTAIN ITEMS CANNOT BE FULLY ILLUSTRATED NOR EXPLAINED WITHOUT FIELD OBSERVATION. THEREFORE BEFORE SUBMITTING A PROPOSAL, THE CONTRACTOR SHALL VISIT AND EXAMINE THE PROJECT IN EVERY DETAIL. AS PERTAINS TO THE PROJECT AND MAKE ALLOWANCES IN THEIR PROPOSAL FOR ALL CONDITIONS THAT WILL AFFECT THE WORK INDICATED IN THE PROJECT MANUAL AND CONTRACT DOCUMENTS.

COORDINATION NOTE
 IT IS ABSOLUTELY NECESSARY THAT ALL TRADES COORDINATE WITH EACH OTHER AND VERIFY THAT THERE ARE NO CONFLICTS IN LOCATION OF DUCTS, CONDUITS, SPRINKLER HEADS, DIFFUSERS, ELECTRICAL BOXES, EQUIPMENT, AND OTHER ITEMS THROUGHOUT THIS PROJECT BEFORE FINAL PLACEMENT OF MATERIALS.



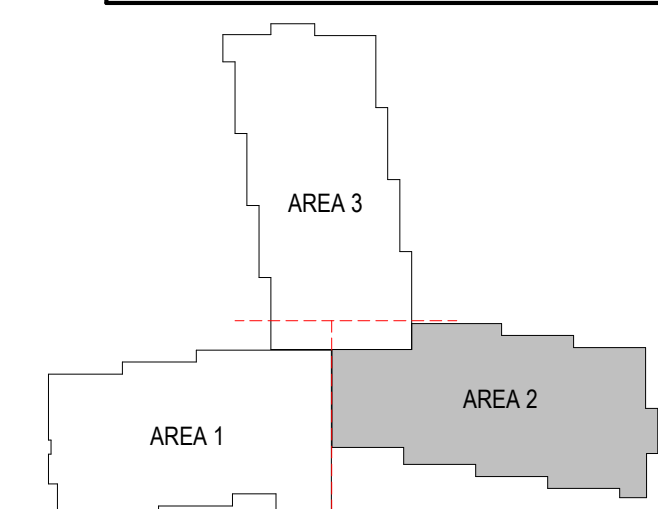
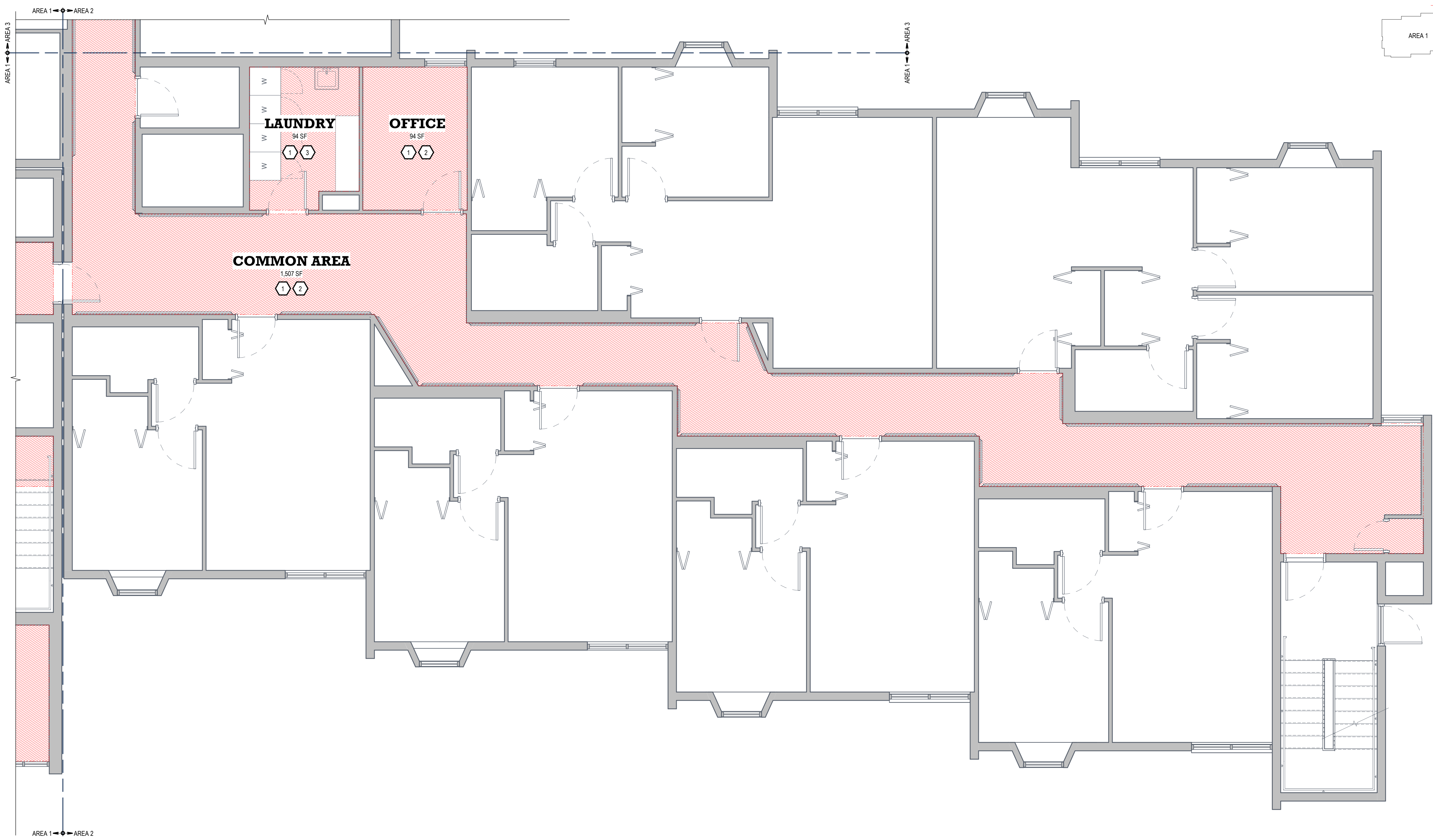
CWG Architecture + Interior
 650 Power St
 P.O. Box 1198
 Helena, MT 59601
 cwg@cwgarchitects.com
 (406)443-2940
 © 2022 Crossman-Whitney-Griffin, Inc.

REVISIONS

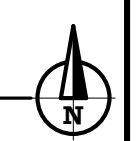
#	Desc	Date

HELENA HOUSING AUTHORITY
MEA FLOORING REPLACEMENT
 HHA-FY25-IFB-001
 100 S WARREN ST., HELENA, MT 59601
 DEMO PLANS - SECOND FLOOR AREA 2

4415-01-16 (23)
 DRAWN BY: BL/MMA
 APPROVED BY: CWG
 DATE: 07/09/2024
AD1.5



1 SECOND FLOOR - AREA 2
 SCALE: 1/4" = 1'-0"



DEMOLITION NOTES

INDICATES DEMOLISHED ITEMS

GENERAL NOTES:

- CONTRACTOR TO PROVIDE ALL TEMPORARY PARTITIONS AND OTHER SYSTEMS TO CONTROL THE SPREAD OF CONSTRUCTION DEBRIS AND DUST.
- WHERE EXISTING ITEMS ARE REMOVED FROM EXISTING WALLS, CEILINGS, AND EXISTING FINISH TO REMAIN, PATCH, REPAIR, AND PAINT AS REQUIRED FOR FINISHED AND COMPLETED CONSTRUCTION.
- FINISHED AND COMPLETED CONSTRUCTION.
- CONTRACTOR TO PROTECT ALL FINISHES THAT ARE TO REMAIN.
- MAINTAIN UNOBSTRUCTED PATHS TO BUILDING EXITS DURING DEMOLITION AND REMODELING.
- DISPOSE OF ALL DEBRIS OFF-SITE.
- KEEP AREAS CLEAN FOR SERVICES AND PUBLIC ACCESS.
- DISCUSS PHASING WITH OWNER BEFORE BEGINNING WORK.
- ALL INTERRUPTIONS TO EXISTING SERVICES AND OPERATIONS WILL BE MINIMAL AND AVOIDED WHENEVER POSSIBLE IF UNAVOIDABLE. STOPPAGE TO EXISTING SERVICE TO BE COORDINATED WITH THE OWNER'S REPRESENTATIVE AT LEAST ONE WEEK PRIOR TO INTERRUPTION.

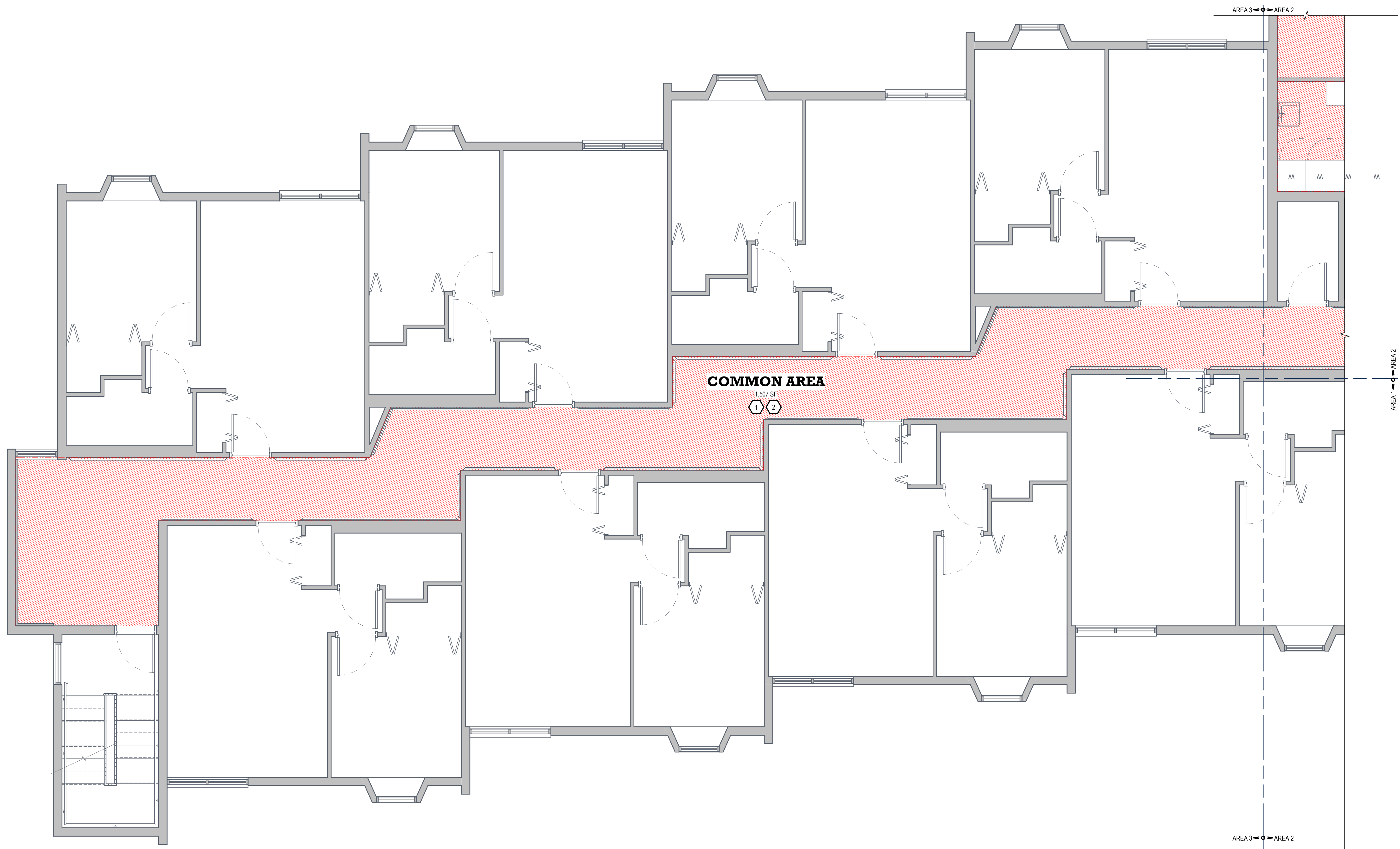
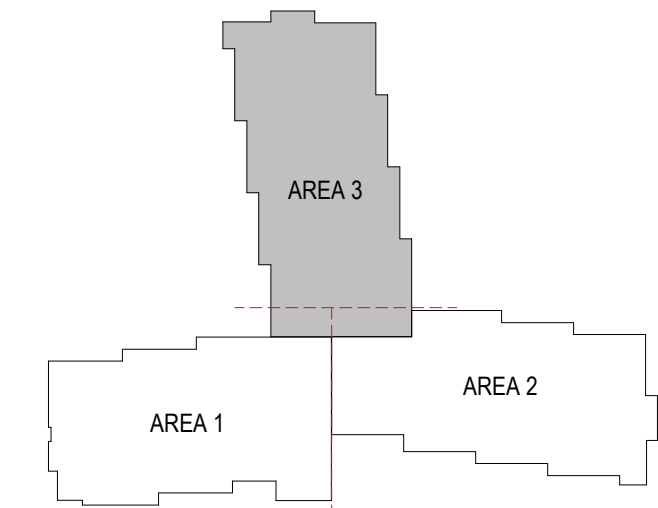
- 1 REMOVE EXISTING WALL BASE COMPLETELY, PREP FOR NEW WALL BASE
- 2 REMOVE EXISTING CARPET FLOORING COMPLETELY, PREP FLOOR SURFACE FOR NEW FLOORING TYPE
- 3 REMOVE EXISTING VCT FLOORING COMPLETELY, PREP FLOOR SURFACE FOR NEW FLOORING TYPE
- 4 REMOVE EXISTING CERAMIC TILE COMPLETELY, PREP FLOOR SURFACE FOR NEW FLOORING TYPE

COGNIZANT NOTE

THE CONTRACTOR SHALL BE COGNIZANT THAT THIS IS A REMODEL PROJECT AND AS SUCH, CERTAIN ITEMS CANNOT BE FULLY ILLUSTRATED NOR EXPLAINED WITHOUT FIELD OBSERVATION. THEREFORE BEFORE SUBMITTING A PROPOSAL, THE CONTRACTOR SHALL VISIT AND EXAMINE THE PROJECT IN EVERY DETAIL AS PERTAINS TO THE PROJECT AND MAKE ALLOWANCES IN THEIR PROPOSAL FOR ALL CONDITIONS THAT WILL AFFECT THE WORK INDICATED IN THE PROJECT MANUAL AND CONTRACT DOCUMENTS.

COORDINATION NOTE

IT IS ABSOLUTELY NECESSARY THAT ALL TRADES COORDINATE WITH EACH OTHER AND VERIFY THAT THERE ARE NO CONFLICTS IN LOCATION OF DUCTS, CONDUITS, SPRINKLER HEADS, DIFFUSERS, ELECTRICAL BOXES, EQUIPMENT, AND OTHER ITEMS THROUGHOUT THIS PROJECT BEFORE FINAL PLACEMENT OF MATERIALS.



1 SECOND FLOOR - AREA 3
SCALE: 1/4" = 1'-0"

NOT FOR CONSTRUCTION

CWG Architecture + Interior
650 Power St
P.O. Box 1198
Helena, MT 59601
406.443.2940
cwg@cgarchitects.com
© 2022 Crossman-Whitney-Griffin, Inc.

REVISIONS		Date
#	Desc	

HELENA HOUSING AUTHORITY
MEA FLOORING REPLACEMENT
100 S WARREN ST., HELENA, MT 59601
DEMO PLANS - SECOND FLOOR AREA 3

4415-01-16 (23)
DRAWN BY: BL/MMA
APPROVED BY: CWG
DATE: 07/09/2024

AD1.6

DEMOLITION NOTES

INDICATES DEMOLISHED ITEMS


GENERAL NOTES:

- CONTRACTOR TO PROVIDE ALL TEMPORARY PARTITIONS AND OTHER SYSTEMS TO CONTROL THE SPREAD OF CONSTRUCTION DEBRIS AND DUST.
- WHERE EXISTING ITEMS ARE REMOVED FROM EXISTING WALLS, CEILINGS, AND EXISTING FINISH TO REMAIN, PATCH REPAIR, AND PAINT AS REQUIRED FOR FINISHED AND COMPLETED CONSTRUCTION.
- FINISHED AND COMPLETED CONSTRUCTION. CONTRACTOR TO PROTECT ALL FINISHES THAT ARE TO REMAIN.
- MAINTAIN UNOBSTRUCTED PATHS TO BUILDING EXITS DURING DEMOLITION AND REMODELING.
- DISPOSE OF ALL DEBRIS OFF-SITE.
- KEEP AREAS CLEAN FOR SERVICES AND PUBLIC ACCESS.
- DISCUSS PHASING WITH OWNER BEFORE BEGINNING WORK.
- ALL INTERRUPTIONS TO EXISTING SERVICES AND OPERATIONS WILL BE MINIMAL AND AVOIDED WHENEVER POSSIBLE IF UNAVOIDABLE. STOPPAGE TO EXISTING SERVICE TO BE COORDINATED WITH THE OWNER'S REPRESENTATIVE AT LEAST ONE WEEK PRIOR TO INTERRUPTION.

- 1 REMOVE EXISTING WALL BASE COMPLETELY, PREP FOR NEW WALL BASE
- 2 REMOVE EXISTING CARPET FLOORING COMPLETELY, PREP FLOOR SURFACE FOR NEW FLOORING TYPE
- 3 REMOVE EXISTING VCT FLOORING COMPLETELY, PREP FLOOR SURFACE FOR NEW FLOORING TYPE
- 4 REMOVE EXISTING CERAMIC TILE COMPLETELY, PREP FLOOR SURFACE FOR NEW FLOORING TYPE

COGNIZANT NOTE
 THE CONTRACTOR SHALL BE COGNIZANT THAT THIS IS A REMODEL PROJECT AND AS SUCH, CERTAIN ITEMS CANNOT BE FULLY ILLUSTRATED NOR EXPLAINED WITHOUT FIELD OBSERVATION. THEREFORE BEFORE SUBMITTING A PROPOSAL, THE CONTRACTOR SHALL VISIT AND EXAMINE THE PROJECT IN EVERY DETAIL AS PERTAINS TO THE PROJECT AND MAKE ALLOWANCES IN THEIR PROPOSAL FOR ALL CONDITIONS THAT WILL AFFECT THE WORK INDICATED IN THE PROJECT MANUAL AND CONTRACT DOCUMENTS.

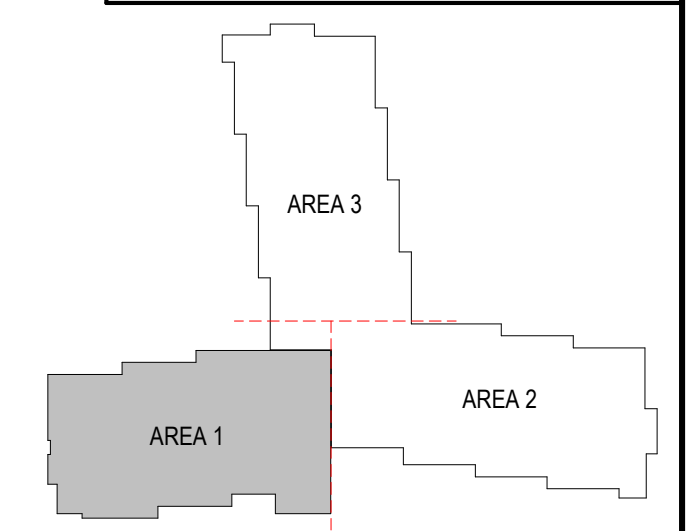
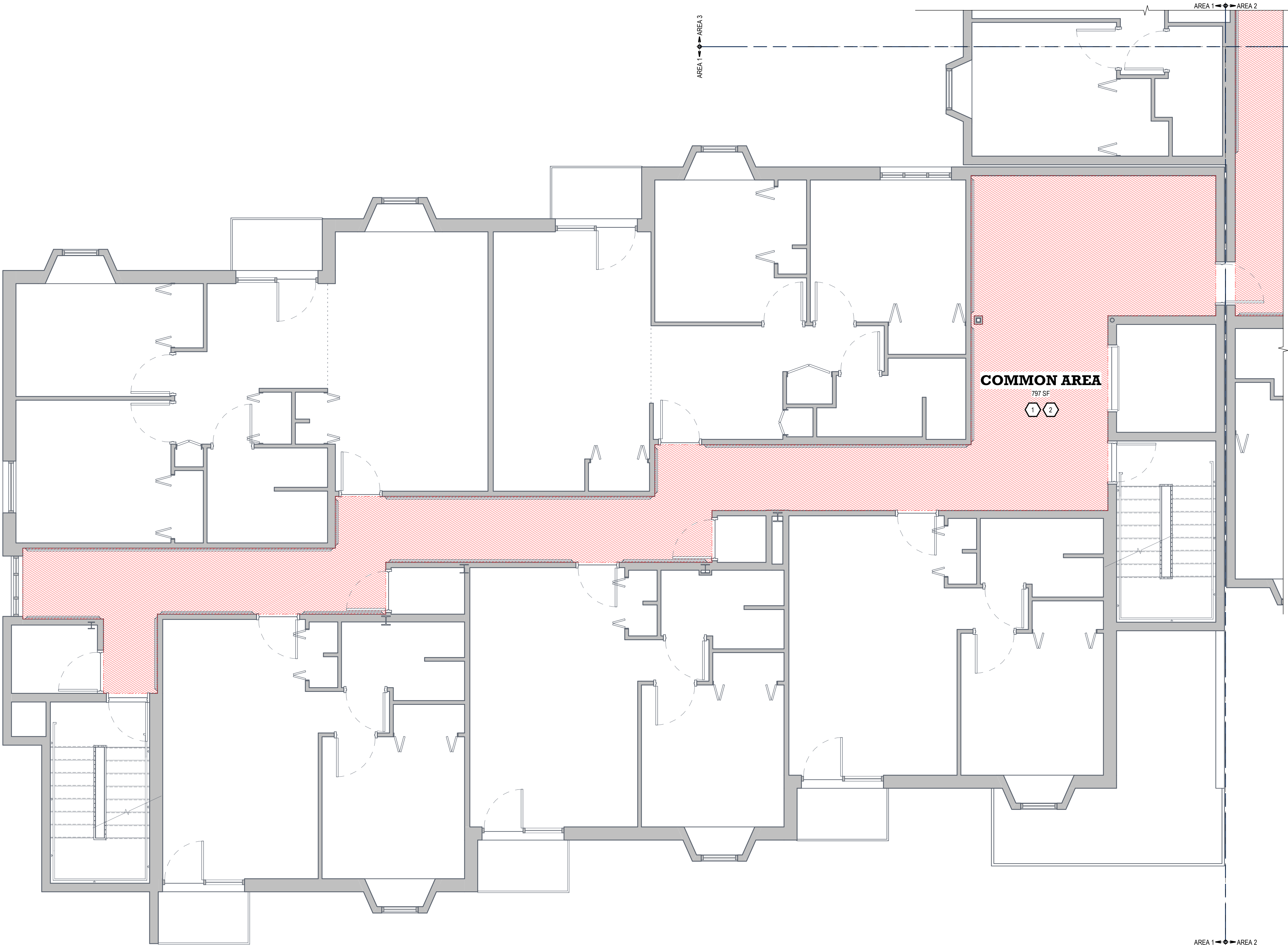
COORDINATION NOTE
 IT IS ABSOLUTELY NECESSARY THAT ALL TRADES COORDINATE WITH EACH OTHER AND VERIFY THAT THERE ARE NO CONFLICTS IN LOCATION OF DUCTS, CONDUITS, SPRINKLER HEADS, DIFFUSERS, ELECTRICAL BOXES, EQUIPMENT, AND OTHER ITEMS THROUGHOUT THIS PROJECT BEFORE FINAL PLACEMENT OF MATERIALS.



CWG
 Architecture + Interior
 650 Power St
 P.O. Box 1198
 Helena, MT 59601
 cwg@cwgarchitects.com
 (406)443-2940
 © 2022 Crossman-Whitney-Griffin, Inc.

REVISIONS

#	Desc	Date



1 THIRD FLOOR - AREA 1
 SCALE: 1/4" = 1'-0"



HELENA HOUSING AUTHORITY
MEA FLOORING REPLACEMENT
 HHA-FY25-IFB-001
 100 S WARREN ST., HELENA, MT 59601
 DEMO PLANS - THIRD FLOOR AREA 1

4415-01-16 (23)
 DRAWN BY: BL/MMA
 APPROVED BY: CWG
 DATE: 07/09/2024

AD1.7

DEMOLITION NOTES


 INDICATES DEMOLISHED ITEMS

- GENERAL NOTES:**
- CONTRACTOR TO PROVIDE ALL TEMPORARY PARTITIONS AND OTHER SYSTEMS TO CONTROL THE SPREAD OF CONSTRUCTION DEBRIS AND DUST.
 - WHERE EXISTING ITEMS ARE REMOVED FROM EXISTING WALLS, CEILING, AND EXISTING FINISH TO REMAIN, PATCH, REPAIR, AND PAINT AS REQUIRED FOR FINISHED AND COMPLETED CONSTRUCTION.
 - FINISHED AND COMPLETED CONSTRUCTION. CONTRACTOR TO PROTECT ALL FINISHES THAT ARE TO REMAIN.
 - MAINTAIN UNOBSTRUCTED PATHS TO BUILDING EXITS DURING DEMOLITION AND REMODELING.
 - DISPOSE OF ALL DEBRIS OFF-SITE.
 - KEEP AREAS CLEAN FOR SERVICES AND PUBLIC ACCESS.
 - DISCUSS PHASING WITH OWNER BEFORE BEGINNING WORK.
 - ALL INTERRUPTIONS TO EXISTING SERVICES AND OPERATIONS WILL BE MINIMAL AND AVOIDED WHENEVER POSSIBLE IF UNAVOIDABLE. STOPPAGE TO EXISTING SERVICE TO BE COORDINATED WITH THE OWNER'S REPRESENTATIVE AT LEAST ONE WEEK PRIOR TO INTERRUPTION.

- 1 REMOVE EXISTING WALL BASE COMPLETELY, PREP FOR NEW WALL BASE
- 2 REMOVE EXISTING CARPET FLOORING COMPLETELY, PREP FLOOR SURFACE FOR NEW FLOORING TYPE
- 3 REMOVE EXISTING VCT FLOORING COMPLETELY, PREP FLOOR SURFACE FOR NEW FLOORING TYPE
- 4 REMOVE EXISTING CERAMIC TILE COMPLETELY, PREP FLOOR SURFACE FOR NEW FLOORING TYPE

COGNIZANT NOTE
 THE CONTRACTOR SHALL BE COGNIZANT THAT THIS IS A REMODEL PROJECT AND AS SUCH, CERTAIN ITEMS CANNOT BE FULLY ILLUSTRATED NOR EXPLAINED WITHOUT FIELD OBSERVATION. THEREFORE BEFORE SUBMITTING A PROPOSAL, THE CONTRACTOR SHALL VISIT AND EXAMINE THE PROJECT IN EVERY DETAIL. AS PERTAINS TO THE PROJECT AND MAKE ALLOWANCES IN THEIR PROPOSAL FOR ALL CONDITIONS THAT WILL AFFECT THE WORK INDICATED IN THE PROJECT MANUAL AND CONTRACT DOCUMENTS.

COORDINATION NOTE
 IT IS ABSOLUTELY NECESSARY THAT ALL TRADES COORDINATE WITH EACH OTHER AND VERIFY THAT THERE ARE NO CONFLICTS IN LOCATION OF DUCTS, CONDUITS, SPRINKLER HEADS, DIFFUSERS, ELECTRICAL BOXES, EQUIPMENT, AND OTHER ITEMS THROUGHOUT THIS PROJECT BEFORE FINAL PLACEMENT OF MATERIALS.



C.W.G. Architecture + Interior
 650 Power St.
 P.O. Box 1198
 Helena, MT 59601
 Tel: 406/443-2940
 cwg@cgarchitecture.com
 © 2022 Crossman-Whitney-Griffin, Inc.

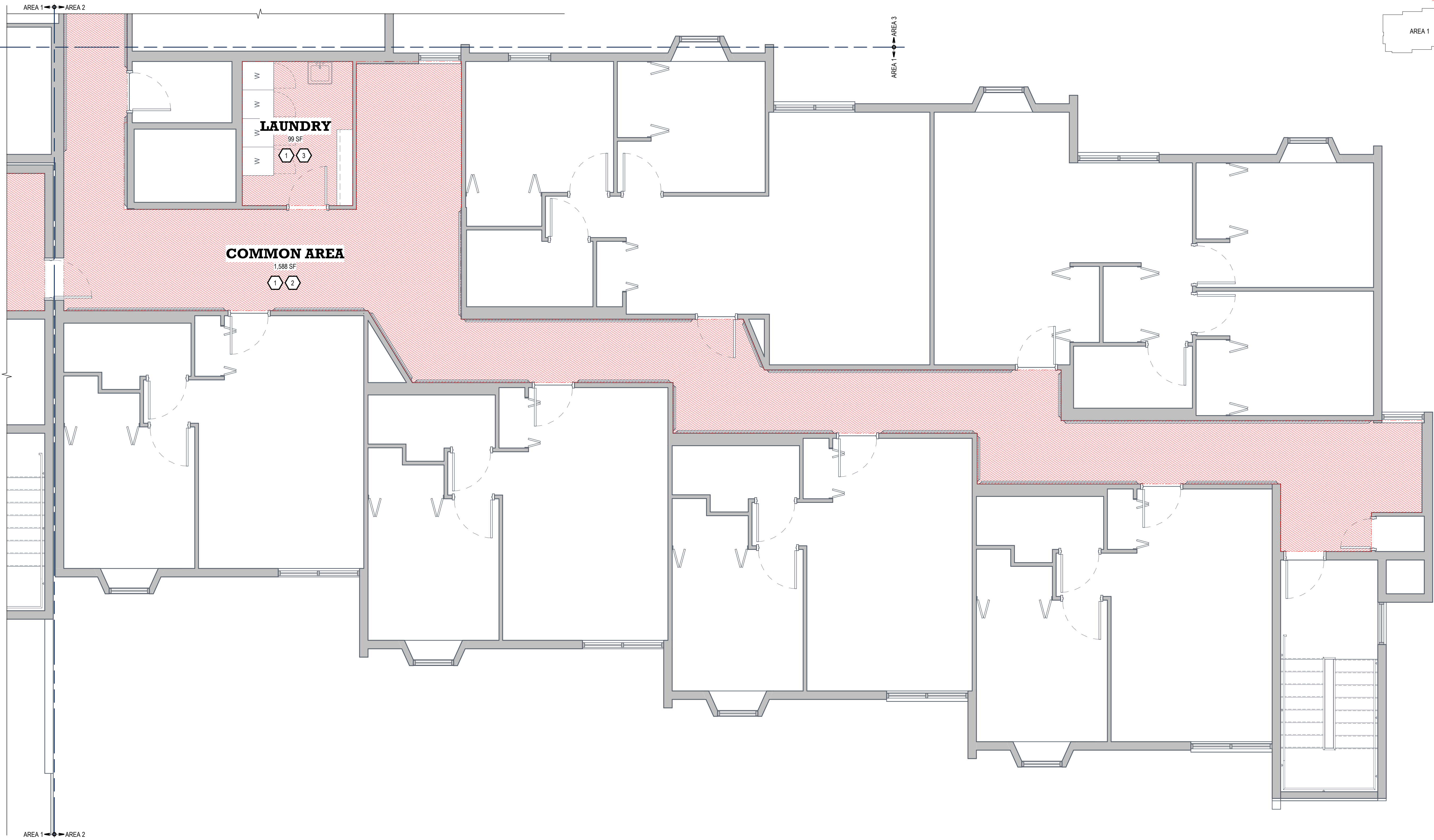
REVISIONS

#	Desc	Date

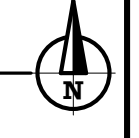
HELENA HOUSING AUTHORITY
MEA FLOORING REPLACEMENT
 HHA-FY25-IFB-001
 100 S WARREN ST., HELENA, MT 59601
 DEMO PLANS - THIRD FLOOR AREA 2

4415-01-16 (23)
 DRAWN BY: BL/MMA
 APPROVED BY: CWG
 DATE: 07/09/2024

AD1.8



1 THIRD FLOOR - AREA 2
 SCALE: 1/4" = 1'-0"



DEMOLITION NOTES

INDICATES DEMOLISHED ITEMS

GENERAL NOTES:

- CONTRACTOR TO PROVIDE ALL TEMPORARY PARTITIONS AND OTHER SYSTEMS TO CONTROL THE SPREAD OF CONSTRUCTION DEBRIS AND DUST.
- WHERE EXISTING ITEMS ARE REMOVED FROM EXISTING WALLS, CEILINGS, AND EXISTING FINISH TO REMAIN, PATCH, REPAIR, AND PAINT AS REQUIRED FOR FINISHED AND COMPLETED CONSTRUCTION.
- FINISHED AND COMPLETED CONSTRUCTION. CONTRACTOR TO PROTECT ALL FINISHES THAT ARE TO REMAIN.
- MAINTAIN UNOBSTRUCTED PATHS TO BUILDING EXITS DURING DEMOLITION AND REMODELING.
- DISPOSE OF ALL DEBRIS OFF-SITE.
- KEEP AREAS CLEAN FOR SERVICES AND PUBLIC ACCESS.
- DISCUSS PHASING WITH OWNER BEFORE BEGINNING WORK.
- ALL INTERRUPTIONS TO EXISTING SERVICES AND OPERATIONS WILL BE MINIMAL AND AVOIDED WHENEVER POSSIBLE IF UNAVOIDABLE. STOPPAGE TO EXISTING SERVICE TO BE COORDINATED WITH THE OWNER'S REPRESENTATIVE AT LEAST ONE WEEK PRIOR TO INTERRUPTION.

- 1 REMOVE EXISTING WALL BASE COMPLETELY, PREP FOR NEW WALL BASE
- 2 REMOVE EXISTING CARPET FLOORING COMPLETELY, PREP FLOOR SURFACE FOR NEW FLOORING TYPE
- 3 REMOVE EXISTING VCT FLOORING COMPLETELY, PREP FLOOR SURFACE FOR NEW FLOORING TYPE
- 4 REMOVE EXISTING CERAMIC TILE COMPLETELY, PREP FLOOR SURFACE FOR NEW FLOORING TYPE

COGNIZANT NOTE

THE CONTRACTOR SHALL BE COGNIZANT THAT THIS IS A REMODEL PROJECT AND AS SUCH, CERTAIN ITEMS CANNOT BE FULLY ILLUSTRATED NOR EXPLAINED WITHOUT FIELD OBSERVATION. THEREFORE BEFORE SUBMITTING A PROPOSAL, THE CONTRACTOR SHALL VISIT AND EXAMINE THE PROJECT IN EVERY DETAIL AS PERTAINS TO THE PROJECT AND MAKE ALLOWANCES IN THEIR PROPOSAL FOR ALL CONDITIONS THAT WILL AFFECT THE WORK INDICATED IN THE PROJECT MANUAL AND CONTRACT DOCUMENTS.

COORDINATION NOTE

IT IS ABSOLUTELY NECESSARY THAT ALL TRADES COORDINATE WITH EACH OTHER AND VERIFY THAT THERE ARE NO CONFLICTS IN LOCATION OF DUCTS, CONDUITS, SPRINKLER HEADS, DIFFUSERS, ELECTRICAL BOXES, EQUIPMENT, AND OTHER ITEMS THROUGHOUT THIS PROJECT BEFORE FINAL PLACEMENT OF MATERIALS.

NOT FOR CONSTRUCTION

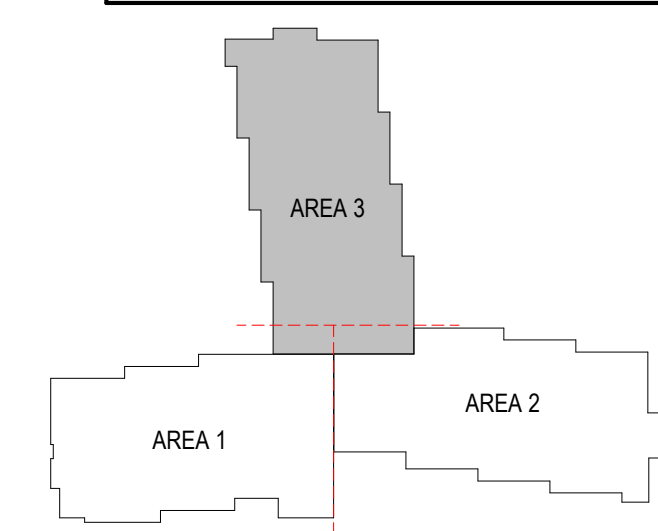
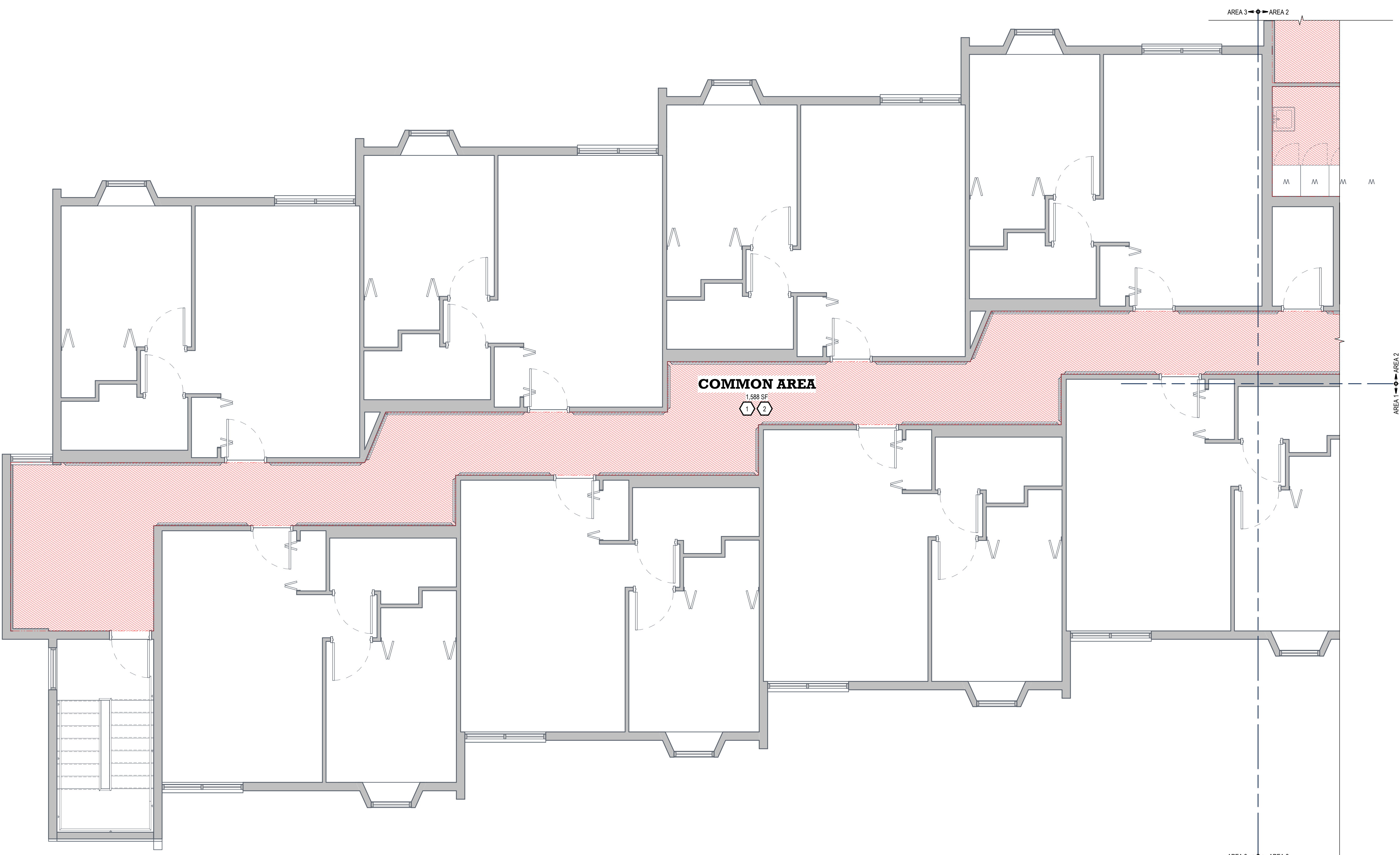
CWG Architecture + Interior
 650 Power St
 P.O. Box 1198
 Helena, MT 59601
 cwg@cgarchitects.com
 (406)443-2340
 © 2022 Crossman-Whitney-Griffin, Inc.

REVISIONS		Date
#	Desc	

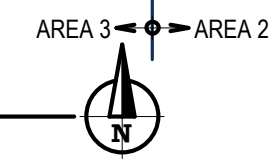
HELENA HOUSING AUTHORITY
MEA FLOORING REPLACEMENT
 100 S WARREN ST, HELENA, MT 59601
 DEMO PLANS - THIRD FLOOR AREA 3

4415-01-16 (23)
 DRAWN BY CWG
 APPROVED BY CWG
 DATE 07/09/2024

AD1.9



1 **THIRD FLOOR - AREA 3**
 SCALE: 1/4" = 1'-0"



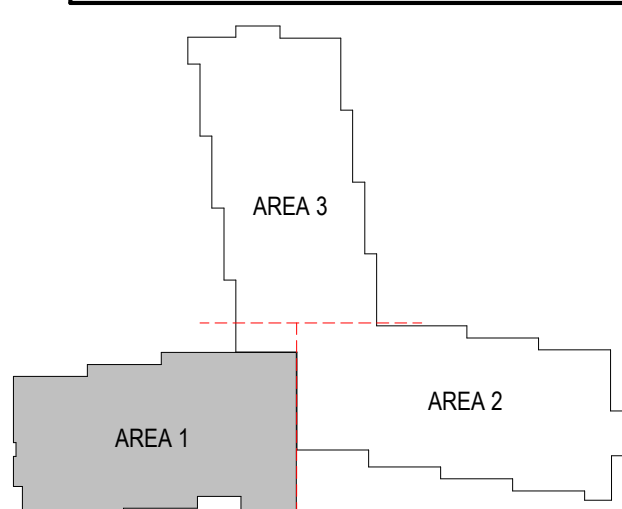
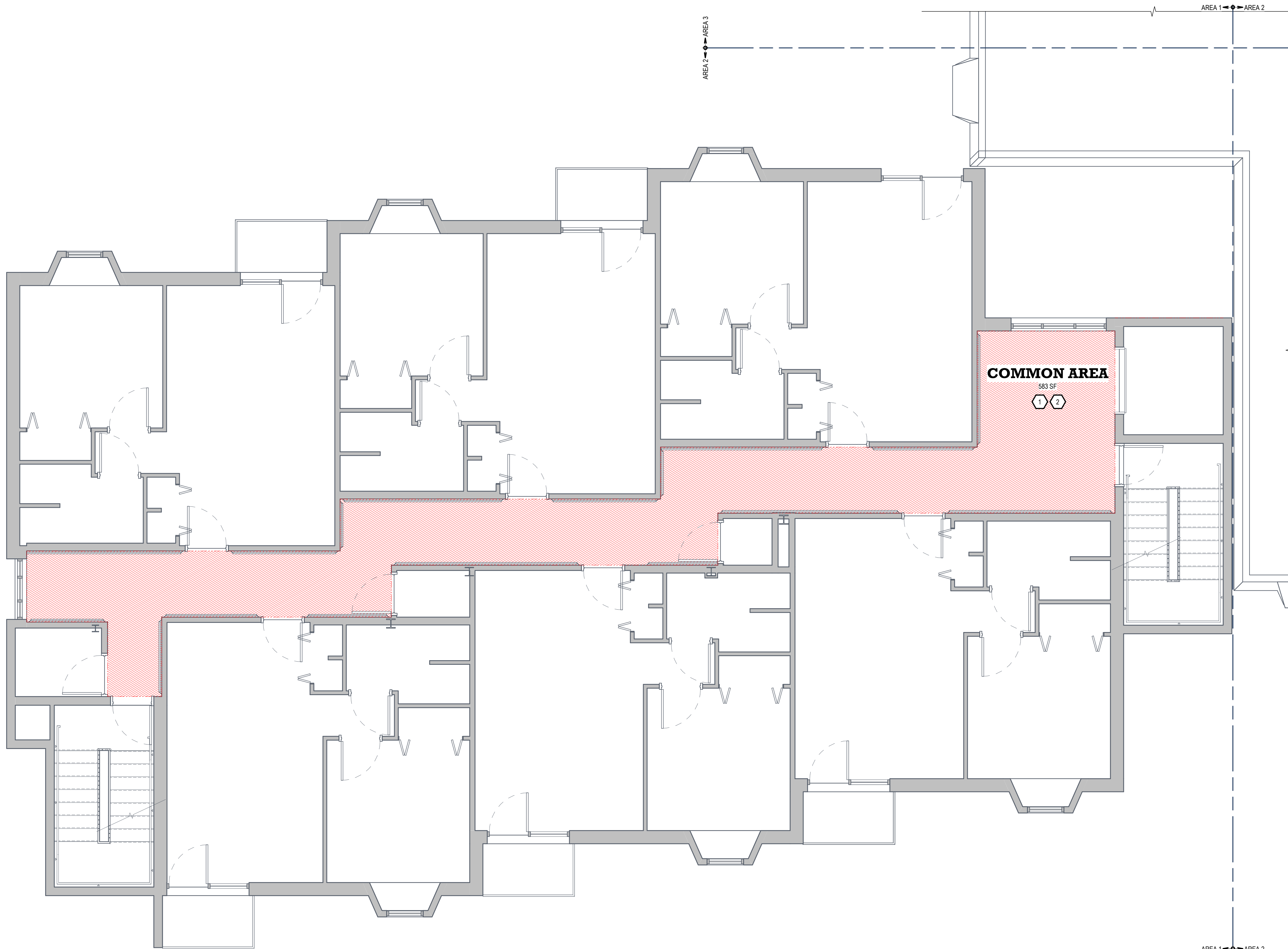
DEMOLITION NOTES

INDICATES DEMOLISHED ITEMS

GENERAL NOTES:

- CONTRACTOR TO PROVIDE ALL TEMPORARY PARTITIONS AND OTHER SYSTEMS TO CONTROL THE SPREAD OF CONSTRUCTION DEBRIS AND DUST.
- WHERE EXISTING ITEMS ARE REMOVED FROM EXISTING WALLS, CEILINGS, AND EXISTING FINISH TO REMAIN, PATCH, REPAIR, AND PAINT AS REQUIRED FOR FINISHED AND COMPLETED CONSTRUCTION.
- FINISHED AND COMPLETED CONSTRUCTION. CONTRACTOR TO PROTECT ALL FINISHES THAT ARE TO REMAIN.
- MAINTAIN UNOBSTRUCTED PATHS TO BUILDING EXITS DURING DEMOLITION AND REMODELING.
- DISPOSE OF ALL DEBRIS OFF-SITE.
- KEEP AREAS CLEAN FOR SERVICES AND PUBLIC ACCESS.
- DISCUSS PHASING WITH OWNER BEFORE BEGINNING WORK.
- ALL INTERRUPTIONS TO EXISTING SERVICES AND OPERATIONS WILL BE MINIMAL AND AVOIDED WHENEVER POSSIBLE IF UNAVOIDABLE. STOPPAGE TO EXISTING SERVICE TO BE COORDINATED WITH THE OWNER'S REPRESENTATIVE AT LEAST ONE WEEK PRIOR TO INTERRUPTION.

- ① REMOVE EXISTING WALL BASE COMPLETELY, PREP FOR NEW WALL BASE
- ② REMOVE EXISTING CARPET FLOORING COMPLETELY, PREP FLOOR SURFACE FOR NEW FLOORING TYPE
- ③ REMOVE EXISTING VCT FLOORING COMPLETELY, PREP FLOOR SURFACE FOR NEW FLOORING TYPE
- ④ REMOVE EXISTING CERAMIC TILE COMPLETELY, PREP FLOOR SURFACE FOR NEW FLOORING TYPE




COGNIZANT NOTE

THE CONTRACTOR SHALL BE COGNIZANT THAT THIS IS A REMODEL PROJECT AND AS SUCH, CERTAIN ITEMS CANNOT BE FULLY ILLUSTRATED NOR EXPLAINED WITHOUT FIELD OBSERVATION. THEREFORE BEFORE SUBMITTING A PROPOSAL, THE CONTRACTOR SHALL VISIT AND EXAMINE THE PROJECT IN EVERY DETAIL AS PERTAINS TO THE PROJECT AND MAKE ALLOWANCES IN THEIR PROPOSAL FOR ALL CONDITIONS THAT WILL AFFECT THE WORK INDICATED IN THE PROJECT MANUAL AND CONTRACT DOCUMENTS.

COORDINATION NOTE

IT IS ABSOLUTELY NECESSARY THAT ALL TRADES COORDINATE WITH EACH OTHER AND VERIFY THAT THERE ARE NO CONFLICTS IN LOCATION OF DUCTS, CONDUITS, SPRINKLER HEADS, DIFFUSERS, ELECTRICAL BOXES, EQUIPMENT, AND OTHER ITEMS THROUGHOUT THIS PROJECT BEFORE FINAL PLACEMENT OF MATERIALS.



CWG
Architecture + Interior
650 Power St
P.O. Box 1198
Helena, MT 59601
Helena@cwga.com
406/443-2340
© 2022 Crossman-Whitney-Griffin, Inc.

REVISIONS		
#	Desc	Date

HELENA HOUSING AUTHORITY
MEA FLOORING REPLACEMENT
HHA-FY25-IFB-001
100 S WARREN ST, HELENA, MT 59601
DEMO PLANS - FOURTH THRU SEVENTH FLOOR AREA 1

4415-01-16 (23)
DRAWN BY: BL/MMA
APPROVED BY: CWG
DATE: 07/09/2024

AD1.10

① **FOURTH THRU SEVENTH FLOOR - AREA 1**
SCALE: 1/4" = 1'-0"

G:\Projects\44150116 Helena Housing Authority 2020 Capital Fund\Project\44150116 (2) HHA MEA Flooring Replacement\03 Design - Drawings - Specs\3 - Revs\202404150116 (23) HHA MEA Flooring Replacement_MAAV.dwg
7/9/2024 8:33:57 AM
CWG Architecture + Interiors ©2024

FINISH SCHEDULE

ROOM INFORMATION		FINISHES	
NUM.	NAME	FLOORING	TRANSITION COLOR
FIRST FLOOR			
101	1ST FLOOR HALL - AREA 1	F3/CPT3	TR1
102A	REC. RM 1	F4/F11	
102B	1ST FLOOR RESTROOM 1	F11	
102C	STORAGE 1	F4	
103	ELEC	EX	TR1
104A	REC. RM 2	F4/F11	
104B	STORAGE 2	F4	
105	STORAGE	EX	TR1
112	1ST FLOOR HALL (AREA 2 & 3)	F3	TR1
115	1ST FLOOR RESTROOM 2	F3	
116	1ST FLOOR RESTROOM 3	F3	
121	1ST FLOOR OFFICE - AREA 2	F3	
122	1ST FLOOR COMMON SPACE - AREA 2	F3	
123	1ST FLOOR LAUNDRY	F3	
E1	ELEVATOR	F1	TR1
S3	STAIRS	CPT1/EX	TR1
S4	STAIRS	CPT1/EX	TR1
SECOND FLOOR			
201	ENTRANCE	CPT1/F5	TR2
202	2ND FLOOR - AREA 1	F1/F2/F4/F5	TR2
203	2ND FLOOR RESTROOM 1	F5	
204	2ND FLOOR RESTROOM 2	F5	
205	ELEC	EX	TR2
207	SPRINKLER	EX	TR2
209	2ND FLOOR TRASH RM	F5	TR2
213A	2ND FLOOR HALL (AREA 2 & 3)	F5	TR2
218	TRASH	EX	TR2
222	2ND FLOOR LAUNDRY	F5	
S1	STAIRS	CPT1/EX	TR2
S3	STAIRS	CPT1/EX	TR2
THIRD FLOOR			
301	3RD FLOOR - AREA 1	F6	TR3
303	ELEC	EX	TR3
305	SPRINKLER	EX	TR3
307	3RD FLOOR TRASH RM	EX	TR3
310A	3RD FLOOR HALL (AREA 2 & 3)	F6	TR3
315	TRASH	EX	TR3
318	3RD FLOOR LAUNDRY	F6	
FOURTH FLOOR			
401	4TH FLOOR HALL	F7	TR4
403	ELEC	EX	TR4
405	SPRINKLER	EX	TR4
407	4TH FLOOR TRASH RM	EX	TR4
FIFTH FLOOR			
501	5TH FLOOR HALL	F8	TR5
503	ELEC	EX	TR5
505	STORAGE	EX	TR5
507	5TH FLOOR TRASH RM	EX	TR5
SIXTH FLOOR			
601	6TH FLOOR HALL	F9	TR6
603	ELEC	EX	TR6
605	STORAGE	EX	TR6
607	6TH FLOOR TRASH RM	EX	TR6
SEVENTH FLOOR			
701	7TH FLOOR HALL	F10	TR7
703	ELEC	EX	TR7
705	STORAGE	EX	TR7
707	7TH FLOOR TRASH RM	EX	TR7

FINISH LEGEND

- FINISHES MARKED WITH THE **#** SYMBOL REFER TO THE FINISHES LISTED BELOW. SEE PLANS, ELEVATIONS, SECTIONS, AND DETAILS FOR SPECIFIC LOCATIONS OF FINISHES LISTED.
- SEE SPECIFICATIONS FOR FULL DESCRIPTION OF FINISHES AND APPLICATIONS.
- SHEET VINYL TO BE COVED TO CREATE BASE AT WALLS UNDERNEATH EXISTING WAINSCOT, MATCH HEIGHT OF COVE AT BOTTOM HEIGHT OF WAINSCOT TO AREAS WHERE WAINSCOT IS NOT PRESENT

RESILIENT FLOORING

F1 TARKETT, IQ GRANIT, 339 DARK BLUE	F7 TARKETT, IQ EMINENT, 883 SAND
F2 TARKETT, IQ GRANIT, 370 AQUA	F8 TARKETT, IQ EMINENT, 885 LIGHT BEIGE
F3 TARKETT, IQ EMINENT, 126 WHITE GREY	F9 TARKETT, IQ EMINENT, 887 CLAY
F4 TARKETT, IQ EMINENT, 878 WARM GREY	F10 TARKETT, IQ GRANIT, 330 DARK CLAY
F5 TARKETT, IQ EMINENT, 879 LIGHT WARM GREY	F11 TARKETT, IQ EMINENT UNISENSE, 906 DUSTY WHITE
F6 TARKETT, IQ EMINENT UNISENSE, 908 DUSTY GREY	

WALK-OFF CARPET

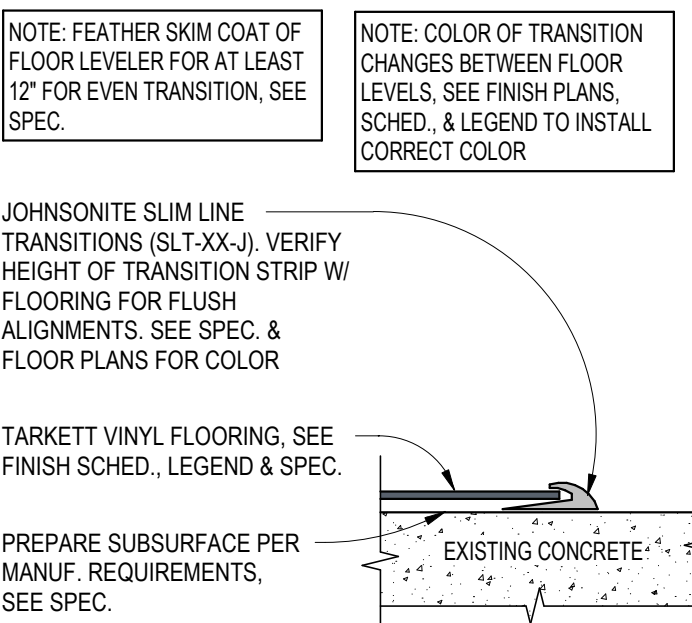
CPT1 TARKETT, ASSERTIVE STRIA 04839, STEELWORK 26202

TRANSITION

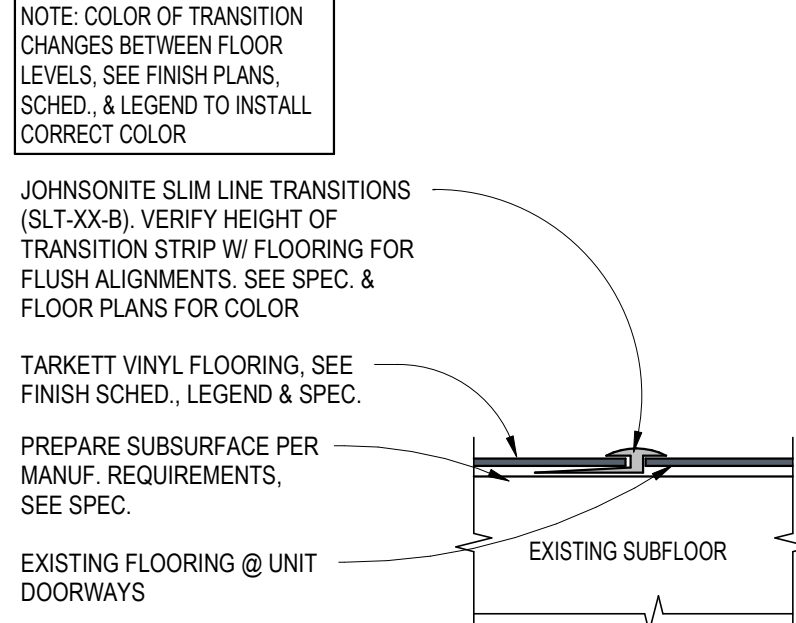
TR1 JOHNSONITE TARKETT, SLIM LINE TRANSITIONS #A514, 21 PLATINUM	TR6 JOHNSONITE TARKETT, SLIM LINE TRANSITIONS #A514, 31 ZEPHYR
TR2 JOHNSONITE TARKETT, SLIM LINE TRANSITIONS #A514, 23 VAPOR GREY	TR7 JOHNSONITE TARKETT, SLIM LINE TRANSITIONS #A514, 80 FAWN
TR3 JOHNSONITE TARKETT, SLIM LINE TRANSITIONS #A514, 32 PEBBLE	
TR4 JOHNSONITE TARKETT, SLIM LINE TRANSITIONS #A514, 11 CANVAS	
TR5 JOHNSONITE TARKETT, SLIM LINE TRANSITIONS #A514, 09 CLAY	

TRIM

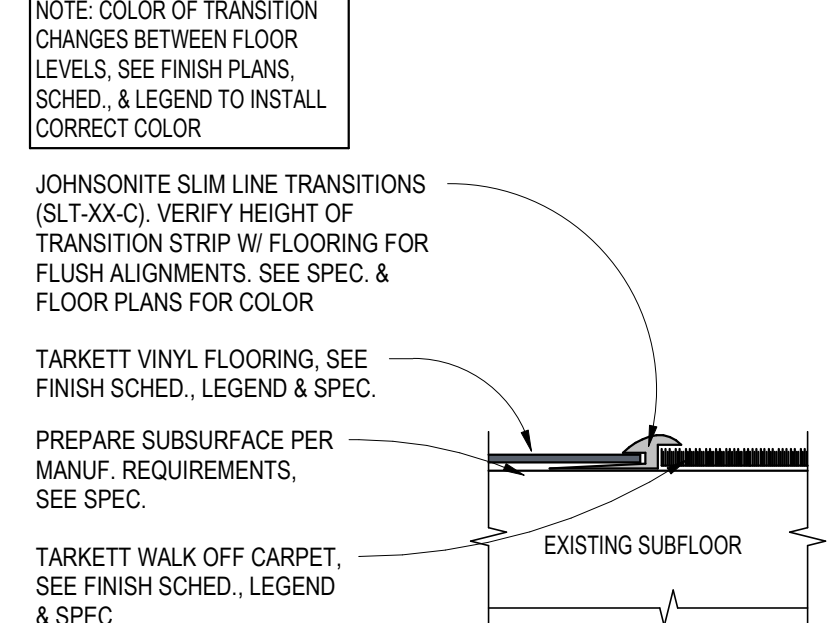
TR1 SCHLEUTER SYSTEMS, JOLLY-P A45PG, CLASSIC GREY



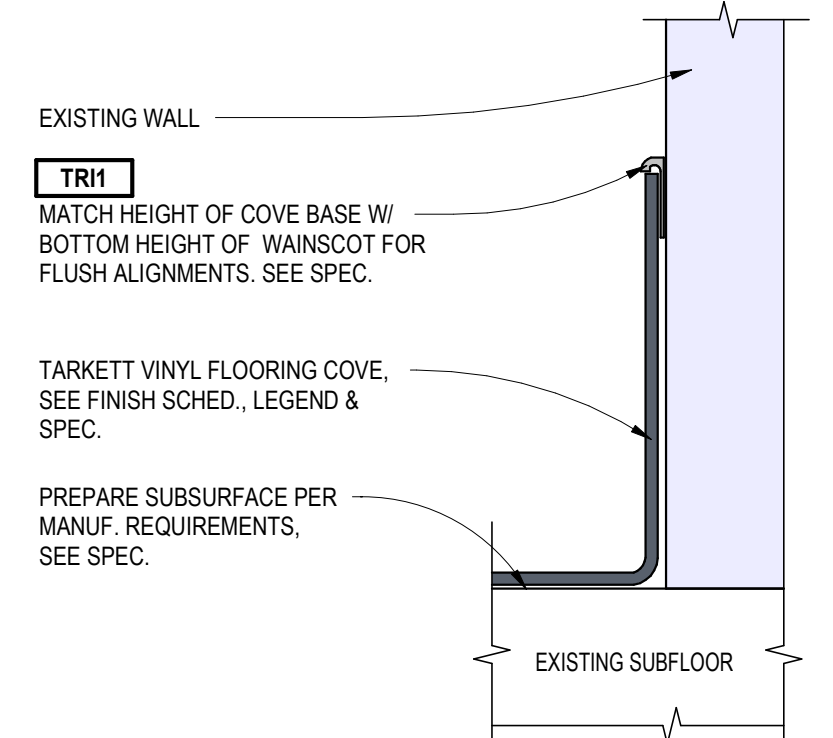
1 VINYL / CONC.
SCALE: 6" = 1'-0"



2 VINYL / EXISTING
SCALE: 6" = 1'-0"



3 VINYL / CARPET
SCALE: 6" = 1'-0"




4 VINYL COVE BASE
SCALE: 6" = 1'-0"



5 2ND FLOOR ENTRANCE
SCALE:





6 REC. RM 2
SCALE:



7 REC. RM 1
SCALE:



8 7TH FLOOR HALL
SCALE:



REVISIONS		
#	Desc	Date

HELENA HOUSING AUTHORITY
MEA FLOORING REPLACEMENT
HHA-FY25-IFB-001
 100 S WARREN ST., HELENA, MT 59601
FINISH SCHEDULE & LEGEND

4415-01-16 (23)
 DRAWN BY PS
 APPROVED BY CWG
 DATE 07/09/2024
A7.0

© Project: 44150116 Helena Housing Authority, 2020 Capital Fund Project: 44150116 (23) HHA MEA Flooring Replacement, MAJOR V17
 7/9/2024 8:33:58 AM
 C:\Projects\44150116 Helena Housing Authority\2020 Capital Fund Project\44150116 (23) HHA MEA Flooring Replacement\03 Design - Drawings - Sheets\3 - Revs\2024\44150116 (23) HHA MEA Flooring Replacement\MAJOR V17
 7/9/2024 8:33:58 AM
 C:\Projects\44150116 Helena Housing Authority\2020 Capital Fund Project\44150116 (23) HHA MEA Flooring Replacement\03 Design - Drawings - Sheets\3 - Revs\2024\44150116 (23) HHA MEA Flooring Replacement\MAJOR V17
 7/9/2024 8:33:58 AM

- GENERAL NOTES**
- ALL TRANSITION FINISHES TO BE **TR1** ON THIS FLOOR. SEE DETAILS FOR SPECIFIC TRANSITION TYPES AND MANU. NUMBER
 - GREY SHADED AREAS ARE AREAS OF NO WORK
 - PROVIDE 1/4" X 4X8" SANDED PLYWOOD UNDERLAYMENT WHERE WOOD SUBSTRATE IS PRESENT.
 - SHEET VINYL TO BE COVERED TO CREATE BASE AT WALLS UNDERNEATH EXISTING WAINSCOT, MATCH HEIGHT OF COVE AT BOTTOM HEIGHT OF WAINSCOT TO AREAS WHERE WAINSCOT IS NOT PRESENT
 - EXISTING WOOD BASE TO REMAIN, ADD 1/4" QUARTER ROUND, MATCH WOOD SPECIES & FINISH

COGNIZANT NOTE
 THE CONTRACTOR SHALL BE COGNIZANT THAT THIS IS A REMODEL PROJECT AND AS SUCH, CERTAIN ITEMS CANNOT BE FULLY ILLUSTRATED NOR EXPLAINED WITHOUT FIELD OBSERVATION. THEREFORE BEFORE SUBMITTING A PROPOSAL, THE CONTRACTOR SHALL VISIT AND EXAMINE THE PROJECT IN EVERY DETAIL. AS PERTAINS TO THE PROJECT AND MAKE ALLOWANCES IN THEIR PROPOSAL FOR ALL CONDITIONS THAT WILL AFFECT THE WORK INDICATED IN THE PROJECT MANUAL AND CONTRACT DOCUMENTS.

COORDINATION NOTE
 IT IS ABSOLUTELY NECESSARY THAT ALL TRADES COORDINATE WITH EACH OTHER AND VERIFY THAT THERE ARE NO CONFLICTS IN LOCATION OF DUCTS, CONDUITS, SPRINKLER HEADS, DIFFUSERS, ELECTRICAL BOXES, EQUIPMENT, AND OTHER ITEMS THROUGHOUT THIS PROJECT BEFORE FINAL PLACEMENT OF MATERIALS.

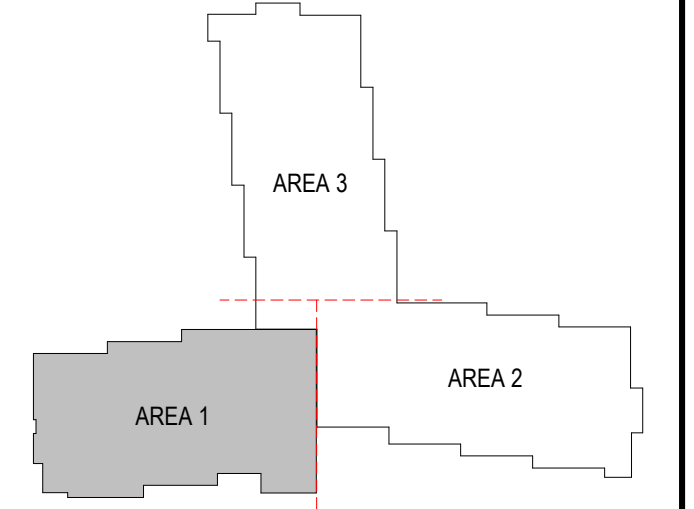
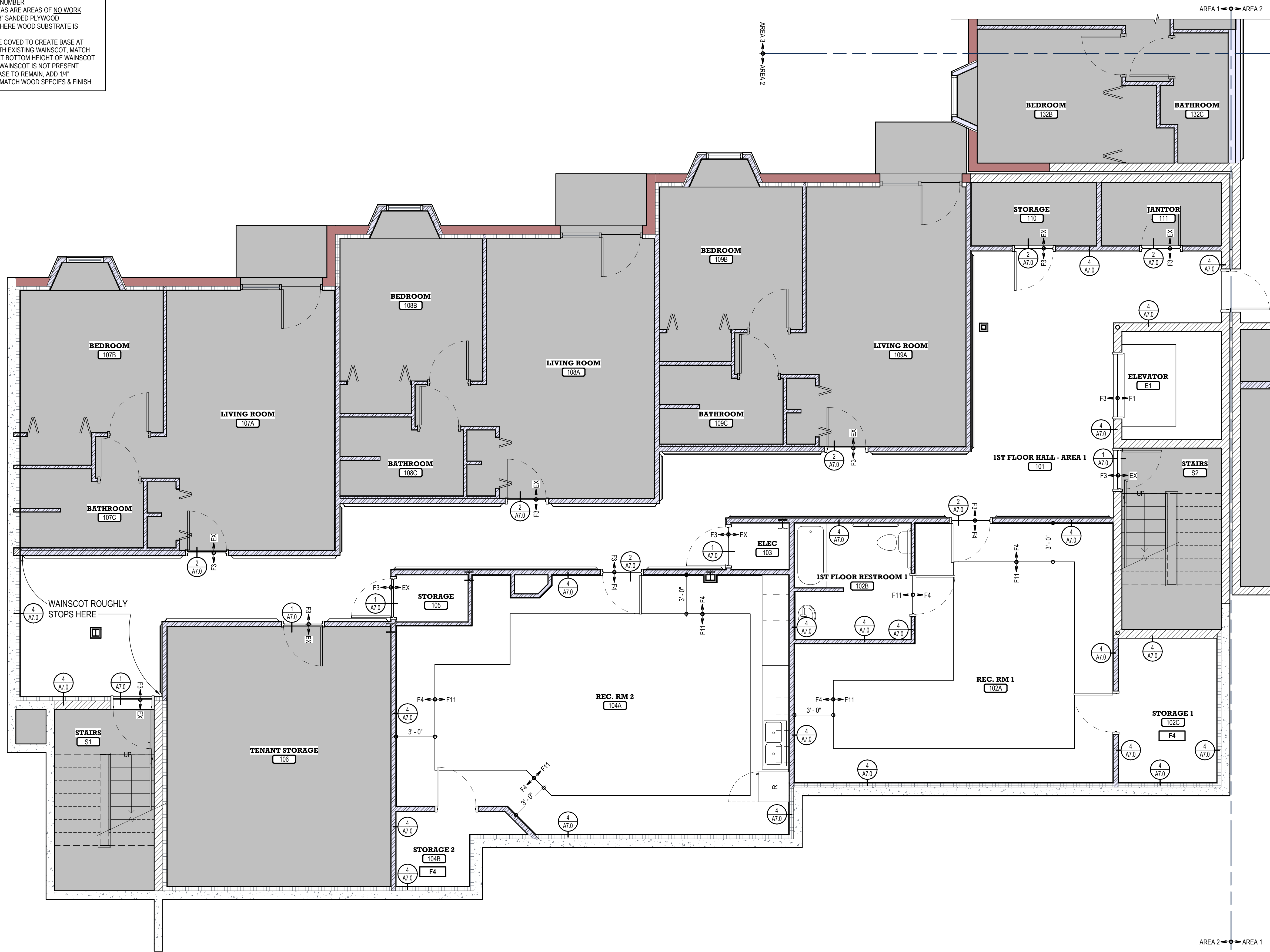
LICENSED ARCHITECT

MONTANA
STATE OF MONTANA

ANTHONY J. GRIFLIN
NO. 10158
ISS. 05/19/2014
EXPIRES 05/19/2024

ANTHONY J. GRIFLIN
ARCHITECT
650 Power St
P.O. Box 1198
Helena, MT 59601
ant@agarchitects.com
(406)443-2340

© 2022 Crossman-Whitney-Griffin, Inc.



REVISIONS

#	Desc	Date

HELENA HOUSING AUTHORITY
MEA FLOORING REPLACEMENT
HHA-FY25-IFB-001
 100 S WARREN ST, HELENA, MT 59601
FINISH FLOOR PLANS - FIRST FLOOR AREA 1

① **FIRST FLOOR - AREA 1**
 SCALE: 1/4" = 1'-0"


4415-01-16 (23)

DRAWN BY PS
 APPROVED BY CWG
 DATE 07/09/2024

A7.1

COGNIZANT NOTE
 THE CONTRACTOR SHALL BE COGNIZANT THAT THIS IS A REMODEL PROJECT AND AS SUCH, CERTAIN ITEMS CANNOT BE FULLY ILLUSTRATED NOR EXPLAINED WITHOUT FIELD OBSERVATION. THEREFORE BEFORE SUBMITTING A PROPOSAL, THE CONTRACTOR SHALL VISIT AND EXAMINE THE PROJECT IN EVERY DETAIL AS PERTAINS TO THE PROJECT AND MAKE ALLOWANCES IN THEIR PROPOSAL FOR ALL CONDITIONS THAT WILL AFFECT THE WORK INDICATED IN THE PROJECT MANUAL AND CONTRACT DOCUMENTS.

COORDINATION NOTE
 IT IS ABSOLUTELY NECESSARY THAT ALL TRADES COORDINATE WITH EACH OTHER AND VERIFY THAT THERE ARE NO CONFLICTS IN LOCATION OF DUCTS, CONDUITS, SPRINKLER HEADS, DIFFUSERS, ELECTRICAL BOXES, EQUIPMENT, AND OTHER ITEMS THROUGHOUT THIS PROJECT BEFORE FINAL PLACEMENT OF MATERIALS.



CWG
 Architecture + Interior
 650 Power St
 P.O. Box 1198
 Helena, MT 59601
 cwg@cwgarchitects.com
 (406)443-2940
 © 2022 Crossman-Whitney-Griffin, Inc.

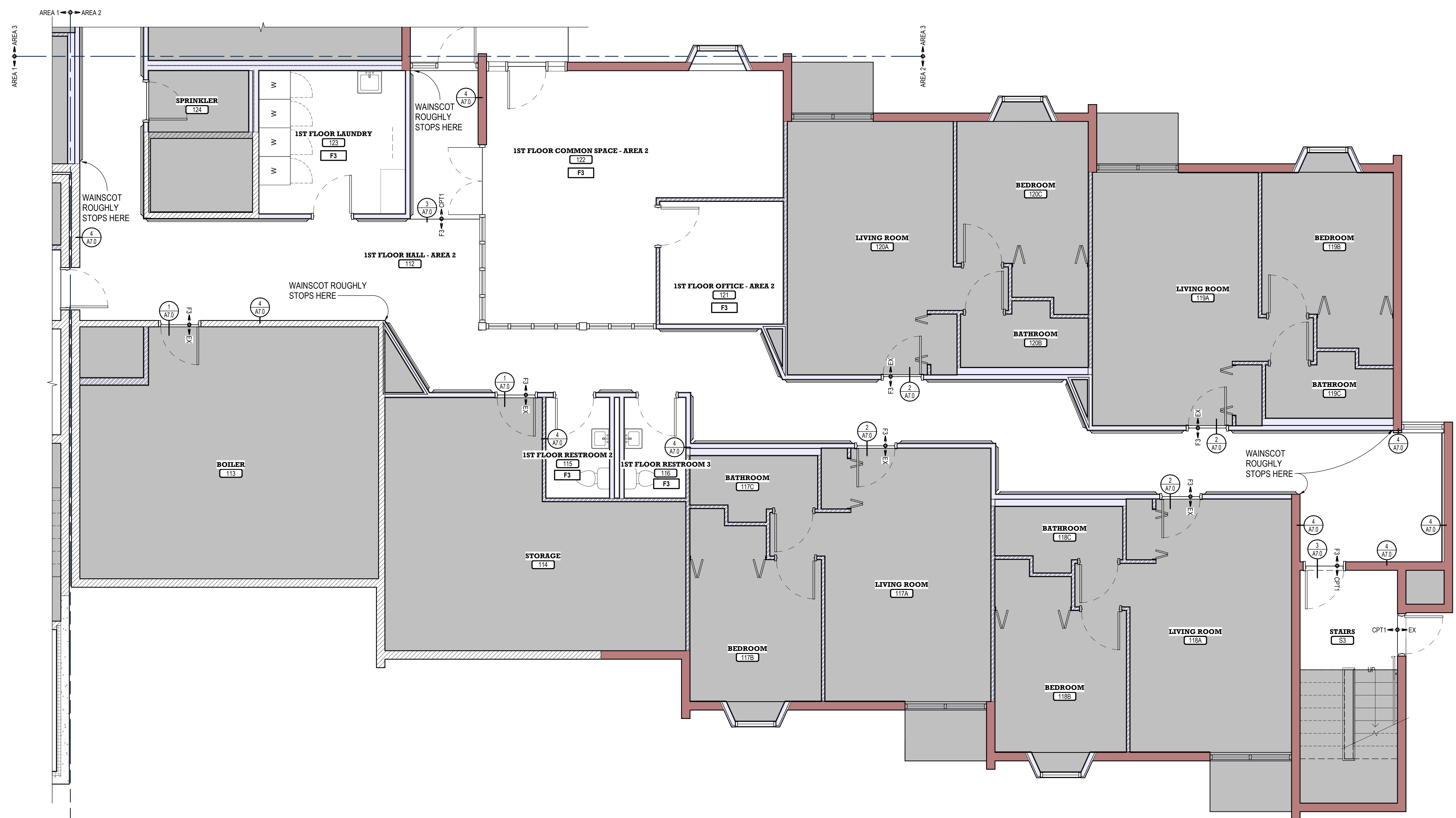
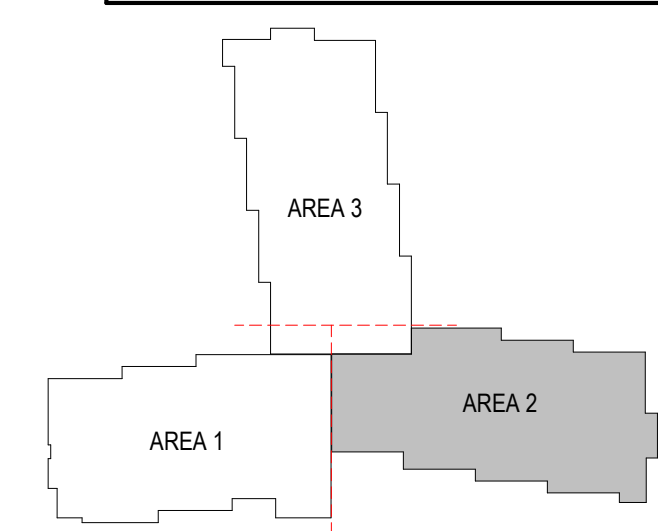
REVISIONS

#	Desc	Date

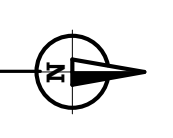
HELENA HOUSING AUTHORITY
MEA FLOORING REPLACEMENT
 HHA-FY25-IFB-001
 100 S WARREN ST, HELENA, MT 59601
 FINISH FLOOR PLANS - FIRST FLOOR AREA 2

4415-01-16 (23)
 DRAWN BY PS
 APPROVED BY CWG
 DATE 07/09/2024
A7.2

- GENERAL NOTES**
- ALL TRANSITION FINISHES TO BE **TR1** ON THIS FLOOR. SEE DETAILS FOR SPECIFIC TRANSITION TYPES AND MANU. NUMBER.
 - GREY SHADED AREAS ARE AREAS OF NO WORK.
 - PROVIDE 1/4" X 4X8" SANDED PLYWOOD UNDERLAYMENT WHERE WOOD SUBSTRATE IS PRESENT.
 - SHEET VINYL TO BE COVED TO CREATE BASE AT WALLS UNDERNEATH EXISTING WAINSCOT. MATCH HEIGHT OF COVE AT BOTTOM HEIGHT OF WAINSCOT TO AREAS WHERE WAINSCOT IS NOT PRESENT.
 - EXISTING WOOD BASE TO REMAIN. ADD 1/4" QUARTER ROUND, MATCH WOOD SPECIES & FINISH.



1 FIRST FLOOR - AREA 2
 SCALE: 1/4" = 1'-0"



G:\Projects\44150116 Helena Housing Authority 2020 Capital Fund\Project\44150116 (2) HHA MEA Flooring Replacement\03 Design - Drawings - Specs\3 - Rev\2024\44150116 (23) HHA MEA Flooring Replacement.dwg
 7/9/2024 8:33:59 AM
 CWG Architecture + Interiors ©2024

G:\Projects\44150116 Helena Housing Authority 2020 Capital Fund\Project\44150116 (2) HHA MEA Flooring Replacement\03 Design - Specs\3 - Rev\2024\44150116 (23) HHA MEA Flooring Replacement_MAAV.rvt
7/9/2024 8:34:09 AM

GENERAL NOTES

- ALL TRANSITION FINISHES TO BE **TR1** ON THIS FLOOR. SEE DETAILS FOR SPECIFIC TRANSITION TYPES AND MANU. NUMBER
- GREY SHADED AREAS ARE AREAS OF **NO WORK**
- PROVIDE 1/4" X 4/8" SANDED PLYWOOD UNDERLAYMENT WHERE WOOD SUBSTRATE IS PRESENT.
- SHEET VINYL TO BE COVED TO CREATE BASE AT WALLS UNDERNEATH EXISTING WAINSCOT, MATCH HEIGHT OF COVE AT BOTTOM HEIGHT OF WAINSCOT TO AREAS WHERE WAINSCOT IS NOT PRESENT
- EXISTING WOOD BASE TO REMAIN, ADD 1/4" QUARTER ROUND, MATCH WOOD SPECIES & FINISH

COGNIZANT NOTE

THE CONTRACTOR SHALL BE COGNIZANT THAT THIS IS A REMODEL PROJECT AND AS SUCH, CERTAIN ITEMS CANNOT BE FULLY ILLUSTRATED NOR EXPLAINED WITHOUT FIELD OBSERVATION. THEREFORE BEFORE SUBMITTING A PROPOSAL, THE CONTRACTOR SHALL VISIT AND EXAMINE THE PROJECT IN EVERY DETAIL AS PERTAINS TO THE PROJECT AND MAKE ALLOWANCES IN THEIR PROPOSAL FOR ALL CONDITIONS THAT WILL AFFECT THE WORK INDICATED IN THE PROJECT MANUAL AND CONTRACT DOCUMENTS.


COORDINATION NOTE

IT IS ABSOLUTELY NECESSARY THAT ALL TRADES COORDINATE WITH EACH OTHER AND VERIFY THAT THERE ARE NO CONFLICTS IN LOCATION OF DUCTS, CONDUITS, SPRINKLER HEADS, DIFFUSERS, ELECTRICAL BOXES, EQUIPMENT, AND OTHER ITEMS THROUGHOUT THIS PROJECT BEFORE FINAL PLACEMENT OF MATERIALS.

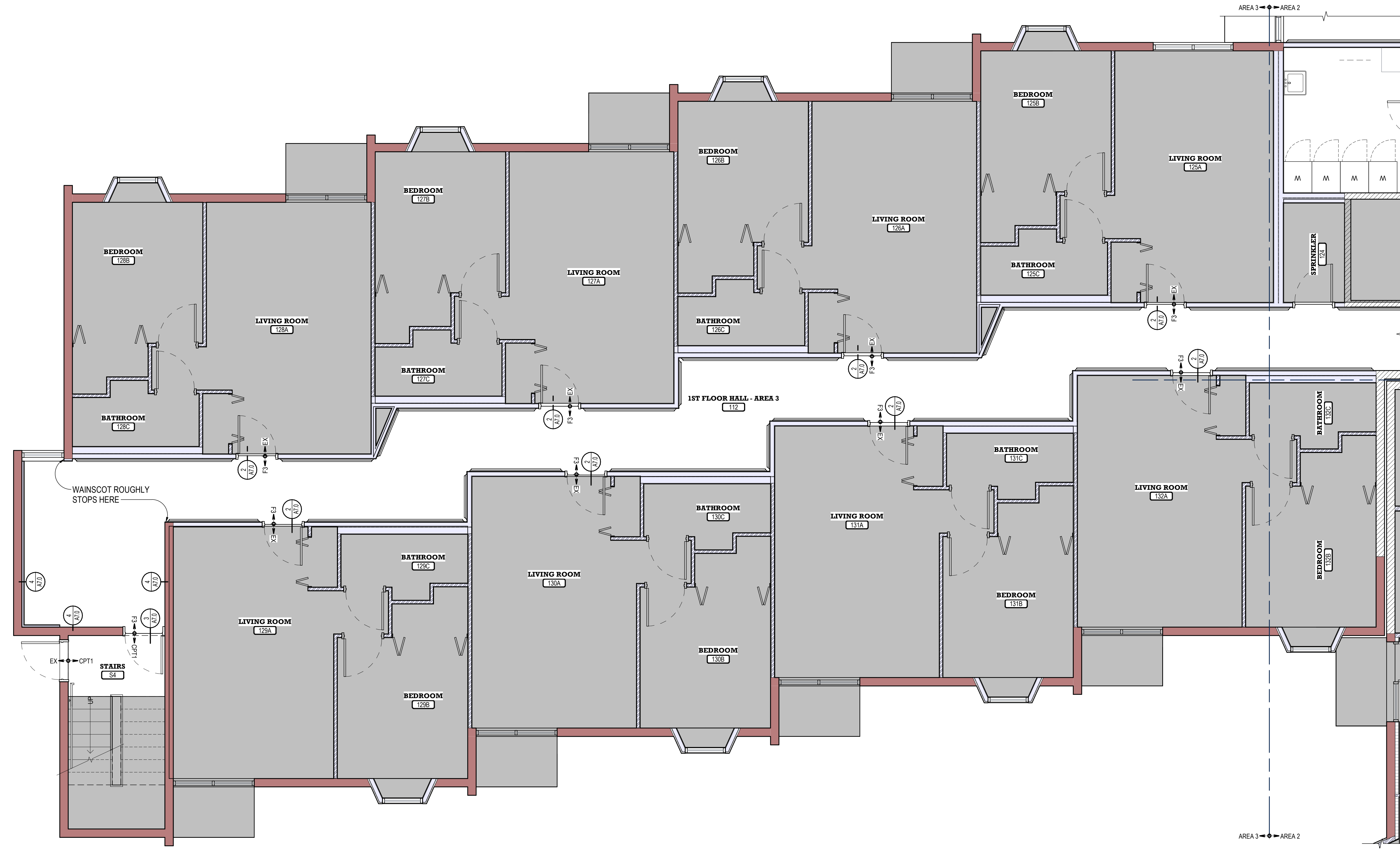
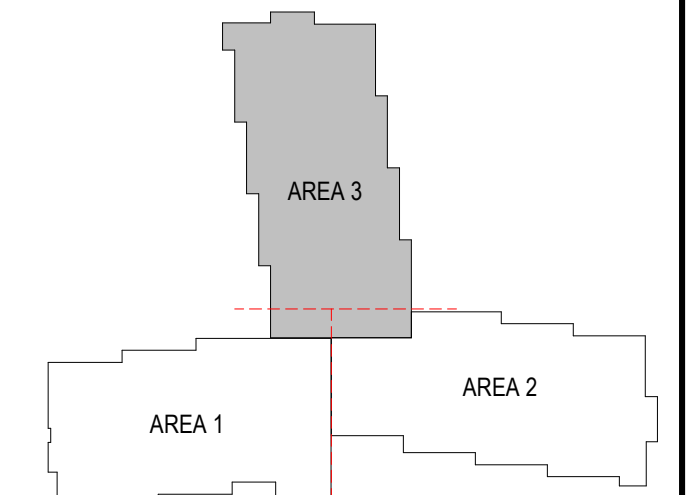
NOT FOR CONSTRUCTION

CWG
Architecture
+
Interior

650 Power St
P.O. Box 1198
Helena, MT 59601
cwg@cwgarchitects.com
(406)443-2340



© 2022 Crossman-Whitney-Griffin, Inc.



1 FIRST FLOOR - AREA 3
SCALE: 1/4" = 1'-0"


REVISIONS	Desc	Date
#		

HELENA HOUSING AUTHORITY
MEA FLOORING REPLACEMENT
100 S WARREN ST, HELENA, MT 59601
FINISH FLOOR PLANS - FIRST FLOOR AREA 3

4415-01-16 (23)
DRAWN BY PS
APPROVED BY CWG
DATE 07/09/2024

A7.3

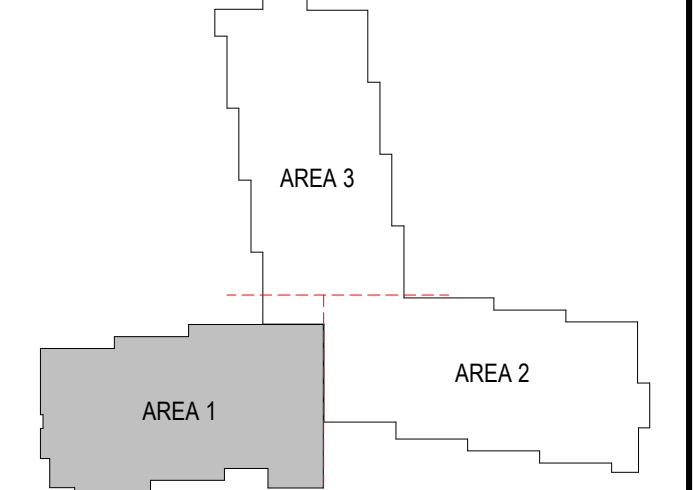
CWG Architecture + Interiors 0023



COGNIZANT NOTE
THE CONTRACTOR SHALL BE COGNIZANT THAT THIS IS A REMODEL PROJECT AND AS SUCH, CERTAIN ITEMS CANNOT BE FULLY ILLUSTRATED NOR EXPLAINED WITHOUT FIELD OBSERVATION. THEREFORE BEFORE SUBMITTING A PROPOSAL, THE CONTRACTOR SHALL VISIT AND EXAMINE THE PROJECT IN EVERY DETAIL AS PERTAINS TO THE PROJECT AND MAKE ALLOWANCES IN THEIR PROPOSAL FOR ALL CONDITIONS THAT WILL AFFECT THE WORK INDICATED IN THE PROJECT MANUAL AND CONTRACT DOCUMENTS.

COORDINATION NOTE
IT IS ABSOLUTELY NECESSARY THAT ALL TRADES COORDINATE WITH EACH OTHER AND VERIFY THAT THERE ARE NO CONFLICTS IN LOCATION OF DUCTS, CONDUITS, SPRINKLER HEADS, DIFFUSERS, ELECTRICAL BOXES, EQUIPMENT, AND OTHER ITEMS THROUGHOUT THIS PROJECT BEFORE FINAL PLACEMENT OF MATERIALS.

- GENERAL NOTES**
- ALL TRANSITION FINISHES TO BE **TR2** ON THIS FLOOR. SEE DETAILS FOR SPECIFIC TRANSITION TYPES AND MANU. NUMBER
 - GREY SHADED AREAS ARE AREAS OF **NO WORK**
 - PROVIDE 1/4" X 4X8" SANDED PLYWOOD UNDERLAYMENT WHERE WOOD SUBSTRATE IS PRESENT
 - SHEET VINYL TO BE COVED TO CREATE BASE AT WALLS UNDERNEATH EXISTING WAINSCOT. MATCH HEIGHT OF COVE AT BOTTOM HEIGHT OF WAINSCOT TO AREAS WHERE WAINSCOT IS NOT PRESENT
 - EXISTING WOOD BASE TO REMAIN. ADD 1/4" QUARTER ROUND, MATCH WOOD SPECIES & FINISH

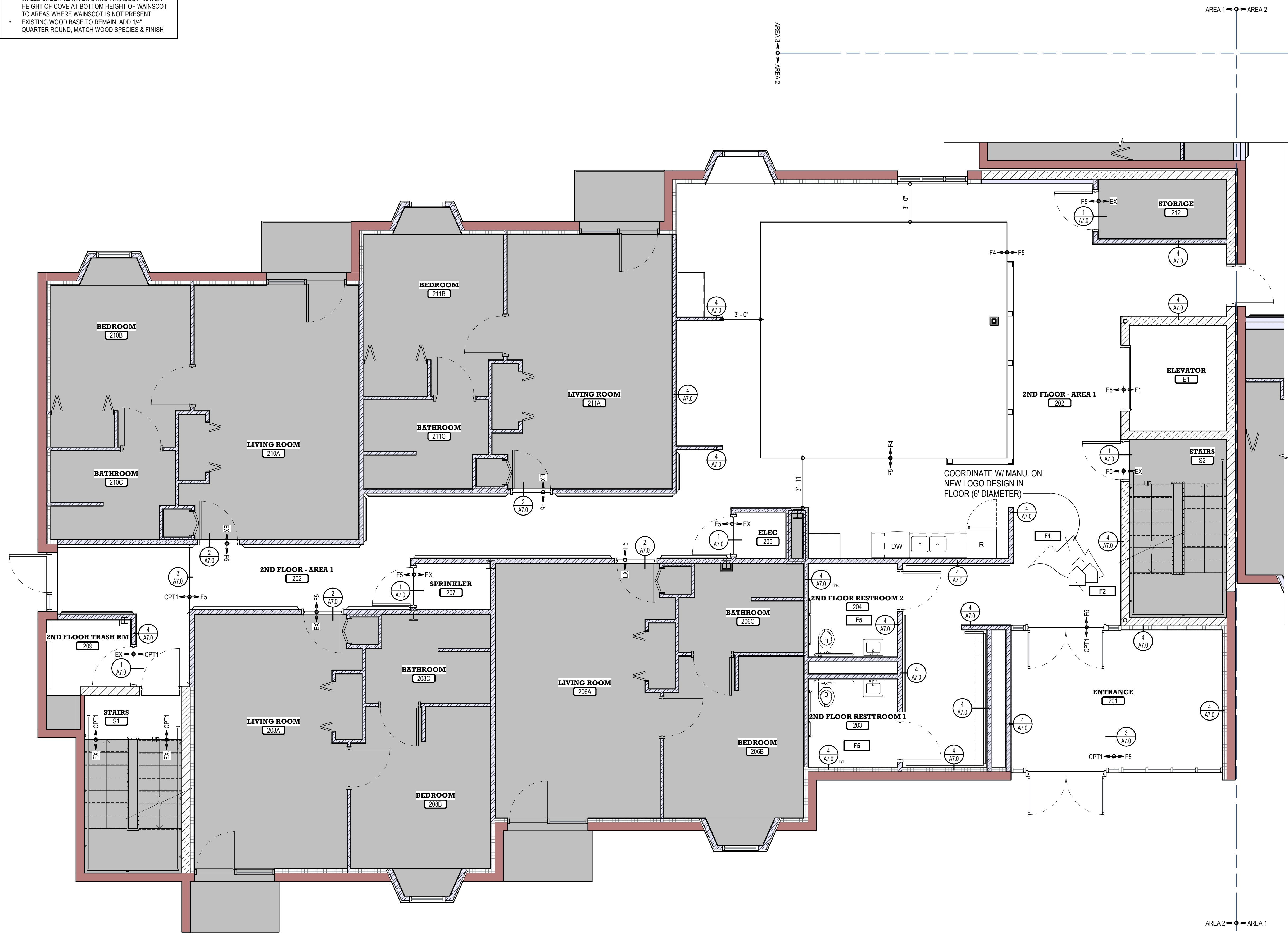


REVISIONS		
#	Desc	Date

HELENA HOUSING AUTHORITY
MEA FLOORING REPLACEMENT
HHA-FY25-IFB-001
100 S WARREN ST, HELENA, MT 59601
FINISH FLOOR PLANS - SECOND FLOOR AREA 1


4415-01-16 (23)
DRAWN BY PS
APPROVED BY CWG
DATE 07/09/2024
A7.4

1 SECOND FLOOR - AREA 1
SCALE: 1/4" = 1'-0"



COGNIZANT NOTE
 THE CONTRACTOR SHALL BE COGNIZANT THAT THIS IS A REMODEL PROJECT AND AS SUCH, CERTAIN ITEMS CANNOT BE FULLY ILLUSTRATED NOR EXPLAINED WITHOUT FIELD OBSERVATION. THEREFORE BEFORE SUBMITTING A PROPOSAL, THE CONTRACTOR SHALL VISIT AND EXAMINE THE PROJECT IN EVERY DETAIL AS PERTAINS TO THE PROJECT AND MAKE ALLOWANCES IN THEIR PROPOSAL FOR ALL CONDITIONS THAT WILL AFFECT THE WORK INDICATED IN THE PROJECT MANUAL AND CONTRACT DOCUMENTS.

COORDINATION NOTE
 IT IS ABSOLUTELY NECESSARY THAT ALL TRADES COORDINATE WITH EACH OTHER AND VERIFY THAT THERE ARE NO CONFLICTS IN LOCATION OF DUCTS, CONDUITS, SPRINKLER HEADS, DIFFUSERS, ELECTRICAL BOXES, EQUIPMENT, AND OTHER ITEMS THROUGHOUT THIS PROJECT BEFORE FINAL PLACEMENT OF MATERIALS.



CWG Architecture + Interiors
 650 Power St.
 P.O. Box 1198
 Helena, MT 59601
 cwg@cwgarchitects.com
 (406)443-2340
 © 2022 Crossman-Whitney-Giffin, Inc.

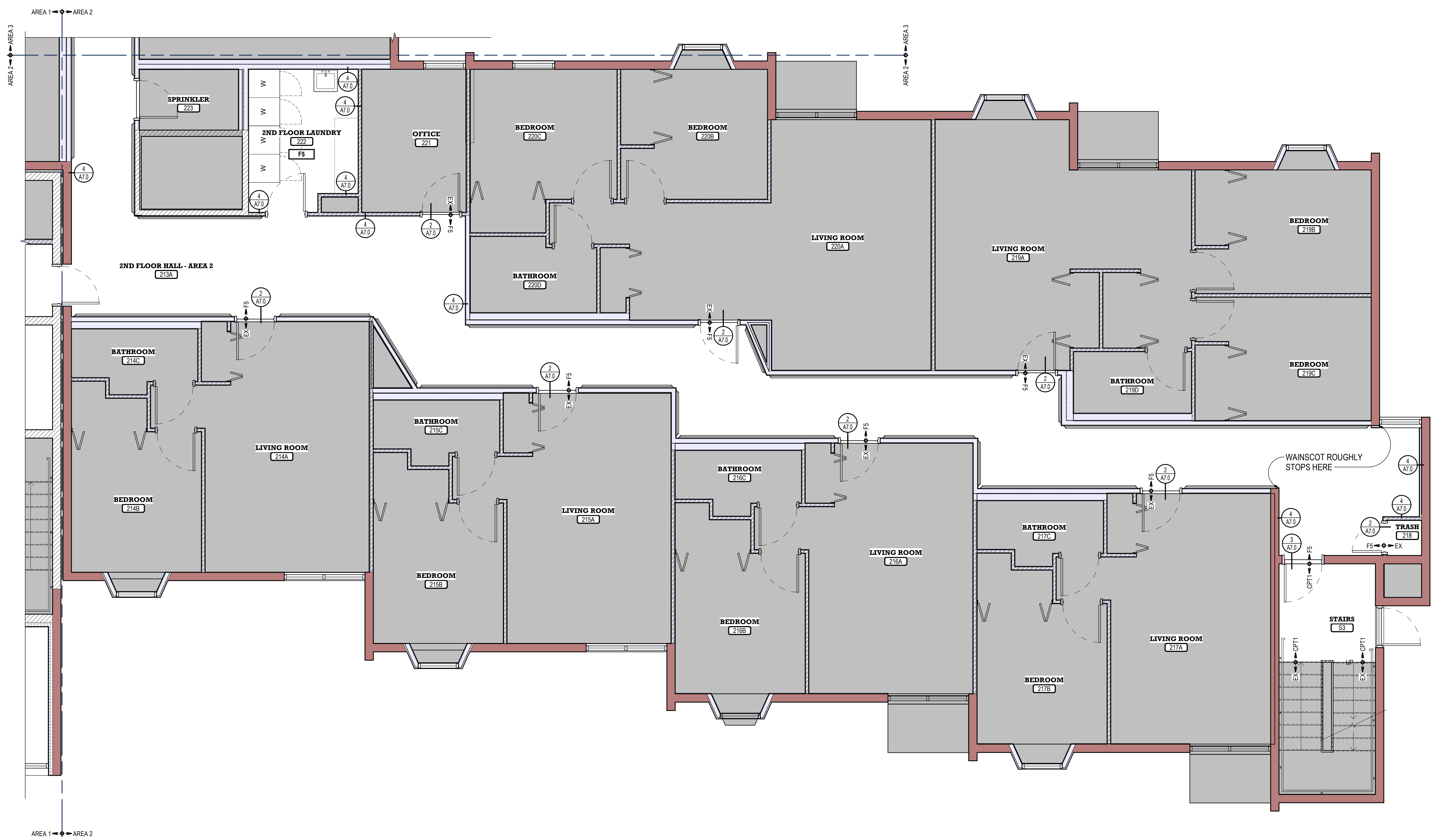
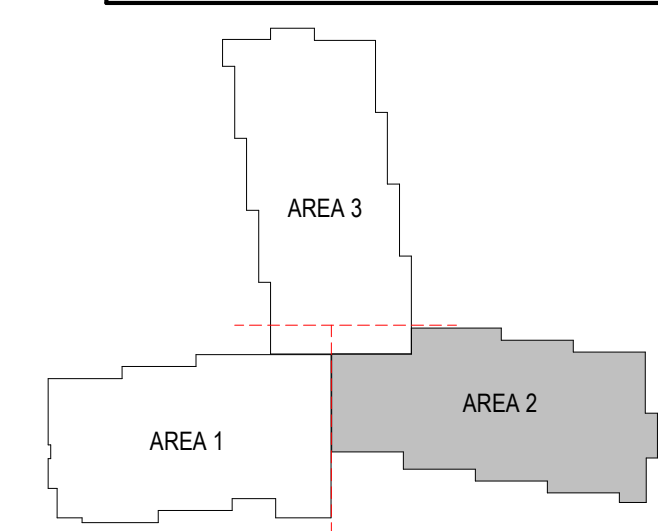
REVISIONS		
#	Desc	Date

HELENA HOUSING AUTHORITY
MEA FLOORING REPLACEMENT
 HHA-FY25-IFB-001
 100 S WARREN ST., HELENA, MT 59601
FINISH FLOOR PLANS - SECOND FLOOR AREA 2

4415-01-16 (23)
 DRAWN BY PS
 APPROVED BY CWG
 DATE 07/09/2024

A7.5

- GENERAL NOTES**
- ALL TRANSITION FINISHES TO BE **TR2** ON THIS FLOOR. SEE DETAILS FOR SPECIFIC TRANSITION TYPES AND MANU. NUMBER.
 - GREY SHADED AREAS ARE AREAS OF **NO WORK**.
 - PROVIDE 1/4" X 4/8" SANDED PLYWOOD UNDERLAYMENT WHERE WOOD SUBSTRATE IS PRESENT.
 - SHEET VINYL TO BE COVED TO CREATE BASE AT WALLS UNDERNEATH EXISTING WAINSCOT. MATCH HEIGHT OF COVE AT BOTTOM HEIGHT OF WAINSCOT TO AREAS WHERE WAINSCOT IS NOT PRESENT.
 - EXISTING WOOD BASE TO REMAIN. ADD 1/4" QUARTER ROUND, MATCH WOOD SPECIES & FINISH.



1 SECOND FLOOR - AREA 2
 SCALE: 1/4" = 1'-0"

G:\Projects\44150116 Helena Housing Authority 2020 Capital Fund\Project\44150116 (2) HHA MEA Flooring Replacement\03 Design - Drawings - Sheets - 2024\44150116 (2) HHA MEA Flooring Replacement\03 Design - Drawings - Sheets - 2024\44150116 (2) HHA MEA Flooring Replacement.dwg
 7/9/2024 8:34:52 AM
 CWG Architecture + Interiors 00223

COGNIZANT NOTE
 THE CONTRACTOR SHALL BE COGNIZANT THAT THIS IS A REMODEL PROJECT AND AS SUCH, CERTAIN ITEMS CANNOT BE FULLY ILLUSTRATED NOR EXPLAINED WITHOUT FIELD OBSERVATION. THEREFORE BEFORE SUBMITTING A PROPOSAL, THE CONTRACTOR SHALL VISIT AND EXAMINE THE PROJECT IN EVERY DETAIL AS PERTAINS TO THE PROJECT AND MAKE ALLOWANCES IN THEIR PROPOSAL FOR ALL CONDITIONS THAT WILL AFFECT THE WORK INDICATED IN THE PROJECT MANUAL AND CONTRACT DOCUMENTS.

COORDINATION NOTE
 IT IS ABSOLUTELY NECESSARY THAT ALL TRADES COORDINATE WITH EACH OTHER AND VERIFY THAT THERE ARE NO CONFLICTS IN LOCATION OF DUCTS, CONDUITS, SPRINKLER HEADS, DIFFUSERS, ELECTRICAL BOXES, EQUIPMENT, AND OTHER ITEMS THROUGHOUT THIS PROJECT BEFORE FINAL PLACEMENT OF MATERIALS.

NOT FOR CONSTRUCTION

CWG
 Architecture
 +
 Interior

650 Power St
 P.O. Box 1198
 Helena, MT 59601
 cwg@cwgarchitects.com
 (406)443-2340

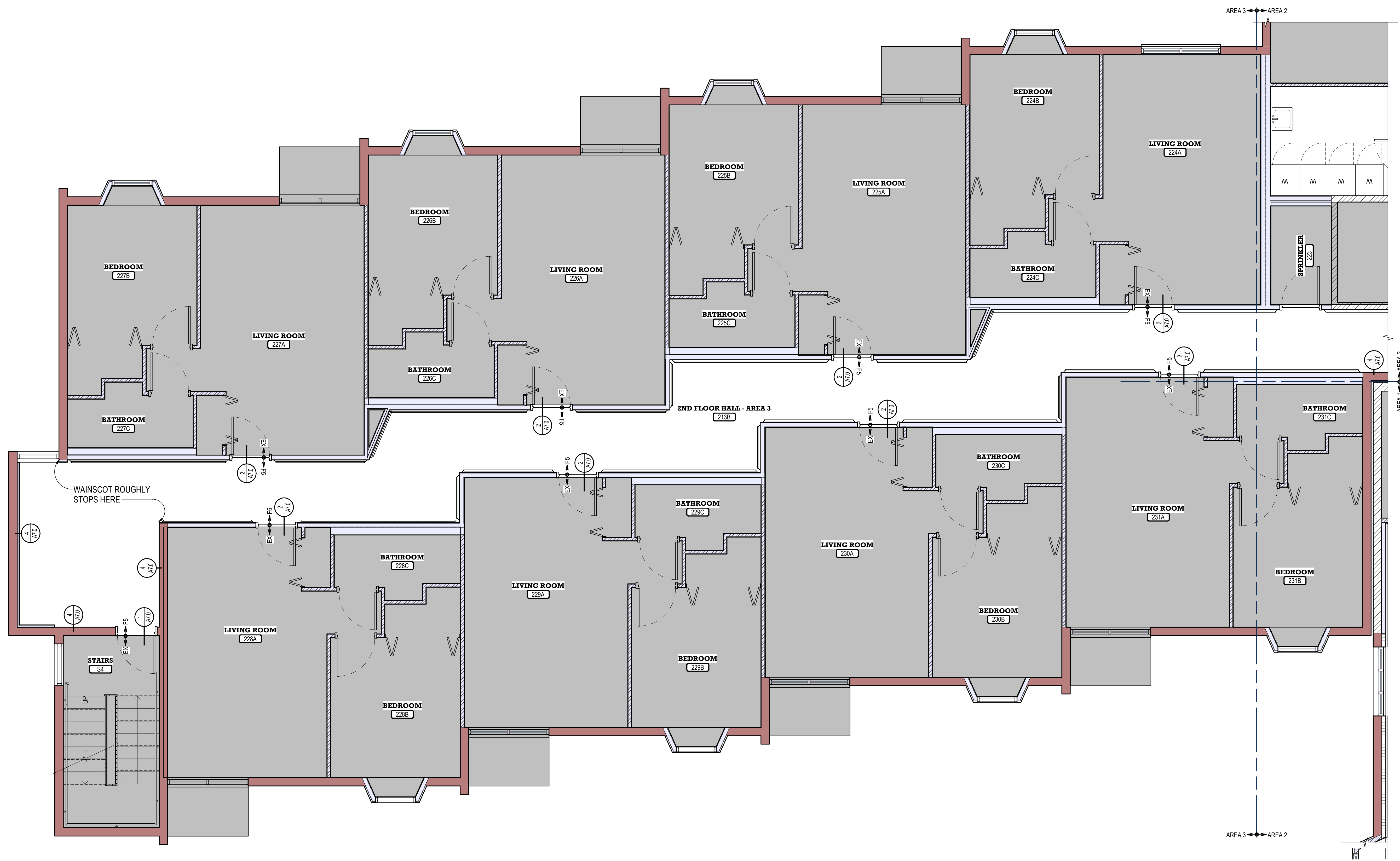
© 2022 Crossman-Whitney-Griffin, Inc.

REVISIONS		Date
#	Desc	

HELENA HOUSING AUTHORITY
MEA FLOORING REPLACEMENT
 100 S WARREN ST, HELENA, MT 59601
FINISH FLOOR PLANS - SECOND FLOOR AREA 3

4415-01-16 (23)
 DRAWN BY PS
 APPROVED BY CWG
 DATE 07/09/2024
A7.6

- GENERAL NOTES**
- ALL TRANSITION FINISHES TO BE **TR2** ON THIS FLOOR. SEE DETAILS FOR SPECIFIC TRANSITION TYPES AND MANU. NUMBER
 - GREY SHADED AREAS ARE AREAS OF NO WORK
 - PROVIDE 1/4" X 4X8" SANDED PLYWOOD UNDERLAYMENT WHERE WOOD SUBSTRATE IS PRESENT
 - SHEET VINYL TO BE COVED TO CREATE BASE AT WALLS UNDERNEATH EXISTING WAINSCOT. MATCH HEIGHT OF COVE AT BOTTOM HEIGHT OF WAINSCOT TO AREAS WHERE WAINSCOT IS NOT PRESENT
 - EXISTING WOOD BASE TO REMAIN. ADD 1/4" QUARTER ROUND, MATCH WOOD SPECIES & FINISH




1 SECOND FLOOR - AREA 3
 SCALE: 1/4" = 1'-0"

C:\Projects\44150116 Helena Housing Authority 2020 Capital Fund\Project\44150116 (2) HHA MEA Flooring Replacement\03 Design - Sheets - Revs\2024\44150116 (23) HHA MEA Flooring Replacement_Meas.rvt
 7/9/2024 8:34:50 AM
 CWG Architecture - Interiors 0023

COGNIZANT NOTE
THE CONTRACTOR SHALL BE COGNIZANT THAT THIS IS A REMODEL PROJECT AND AS SUCH, CERTAIN ITEMS CANNOT BE FULLY ILLUSTRATED NOR EXPLAINED WITHOUT FIELD OBSERVATION. THEREFORE BEFORE SUBMITTING A PROPOSAL, THE CONTRACTOR SHALL VISIT AND EXAMINE THE PROJECT IN EVERY DETAIL AS PERTAINS TO THE PROJECT AND MAKE ALLOWANCES IN THEIR PROPOSAL FOR ALL CONDITIONS THAT WILL AFFECT THE WORK INDICATED IN THE PROJECT MANUAL AND CONTRACT DOCUMENTS.

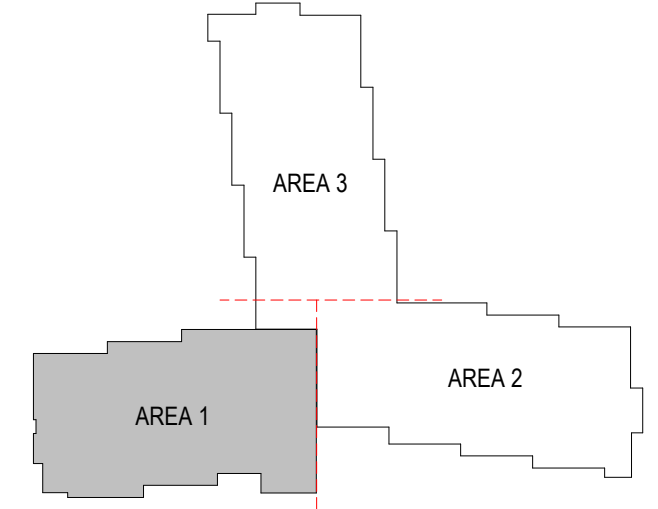
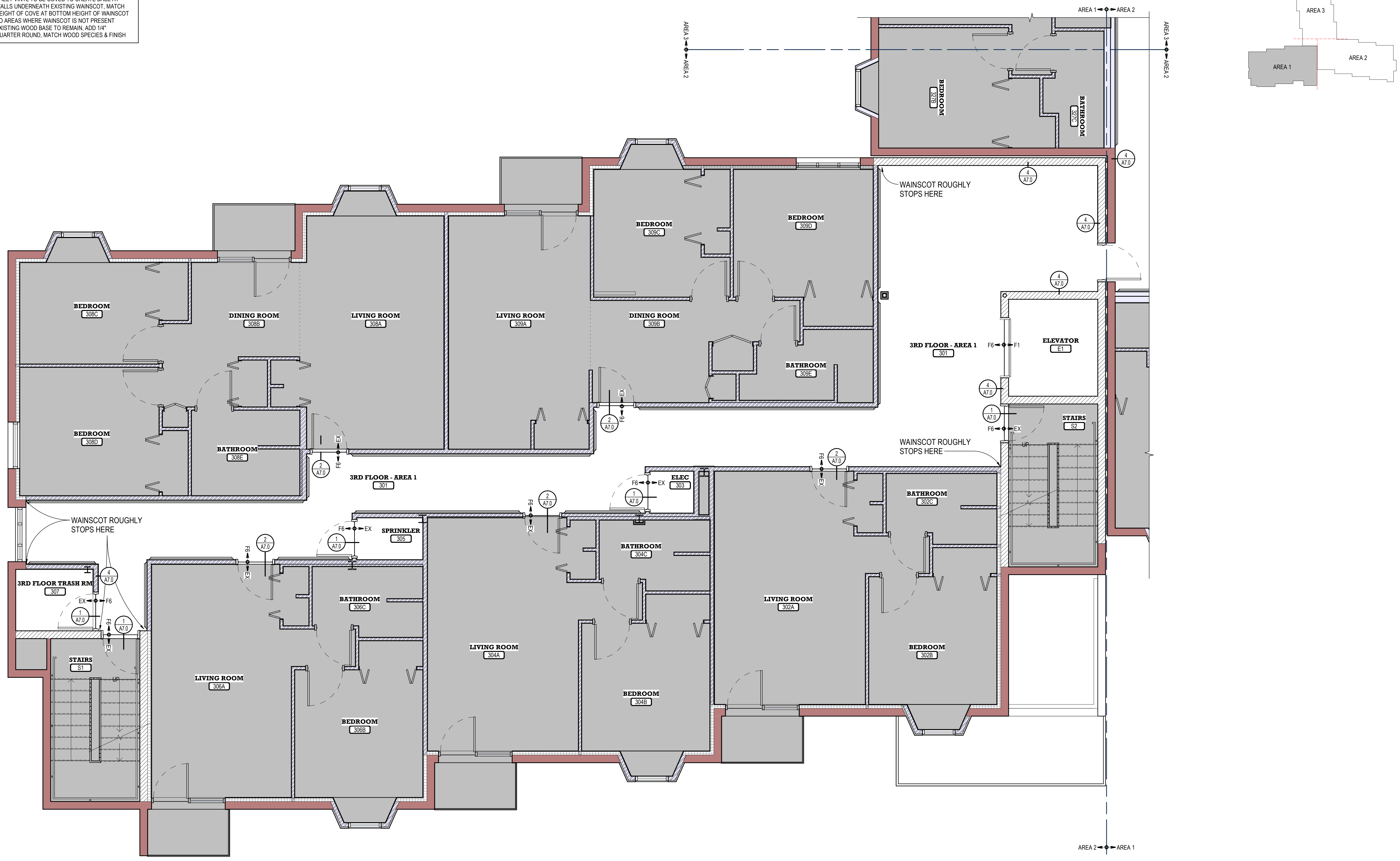
COORDINATION NOTE
IT IS ABSOLUTELY NECESSARY THAT ALL TRADES COORDINATE WITH EACH OTHER AND VERIFY THAT THERE ARE NO CONFLICTS IN LOCATION OF DUCTS, CONDUITS, SPRINKLER HEADS, DIFFUSERS, ELECTRICAL BOXES, EQUIPMENT, AND OTHER ITEMS THROUGHOUT THIS PROJECT BEFORE FINAL PLACEMENT OF MATERIALS.



CWG
Architecture
+
Interior
650 Power St
P.O. Box 1188
Helena, MT 59601
406/443-2940
cwg@cwgarchitects.com

REVISIONS		
#	Desc	Date

- GENERAL NOTES**
- ALL TRANSITION FINISHES TO BE **TR3** ON THIS FLOOR. SEE DETAILS FOR SPECIFIC TRANSITION TYPES AND MANU. NUMBER.
 - GREY SHADED AREAS ARE AREAS OF NO WORK.
 - PROVIDE 1/4" X 4X8" SANDED PLYWOOD UNDERLAYMENT WHERE WOOD SUBSTRATE IS PRESENT.
 - SHEET VINYL TO BE COVED TO CREATE BASE AT WALLS UNDERNEATH EXISTING WAINSCOT. MATCH HEIGHT OF COVE AT BOTTOM HEIGHT OF WAINSCOT TO AREAS WHERE WAINSCOT IS NOT PRESENT.
 - EXISTING WOOD BASE TO REMAIN. ADD 1/4" QUARTER ROUND, MATCH WOOD SPECIES & FINISH.



1 THIRD FLOOR - AREA 1
SCALE: 1/4" = 1'-0"

HELENA HOUSING AUTHORITY
MEA FLOORING REPLACEMENT
HHA-FY25-IFB-001
100 S WARREN ST, HELENA, MT 59601
FINISH FLOOR PLANS - THIRD FLOOR AREA 1

4415-01-16 (23)
DRAWN BY PS
APPROVED BY CWG
DATE 07/09/2024
A7.7

© Project 44150116 Helena Housing Authority 2020 Capital Fund Project 44150116 (2) HHA MEA Flooring Replacement 03 Design - Drawings - Sheet 3 - Rev. 2024/07/16 11:23 AM MEA Flooring Replacement.dwg | AutoCAD 2024 | 7/9/2024 8:34 AM

CWG Architecture + Interiors 02023

GENERAL NOTES


- ALL TRANSITION FINISHES TO BE **TR3** ON THIS FLOOR. SEE DETAILS FOR SPECIFIC TRANSITION TYPES AND MANU. NUMBER.
- GREY SHADED AREAS ARE AREAS OF NO WORK.
- PROVIDE 1/4" X 4X8" SANDED PLYWOOD UNDERLAYMENT WHERE WOOD SUBSTRATE IS PRESENT.
- SHEET VINYL TO BE COVERED TO CREATE BASE AT WALLS UNDERNEATH EXISTING WAINSCOT. MATCH HEIGHT OF COVE AT BOTTOM HEIGHT OF WAINSCOT TO AREAS WHERE WAINSCOT IS NOT PRESENT.
- EXISTING WOOD BASE TO REMAIN. ADD 1/4" QUARTER ROUND. MATCH WOOD SPECIES & FINISH.

COGNIZANT NOTE

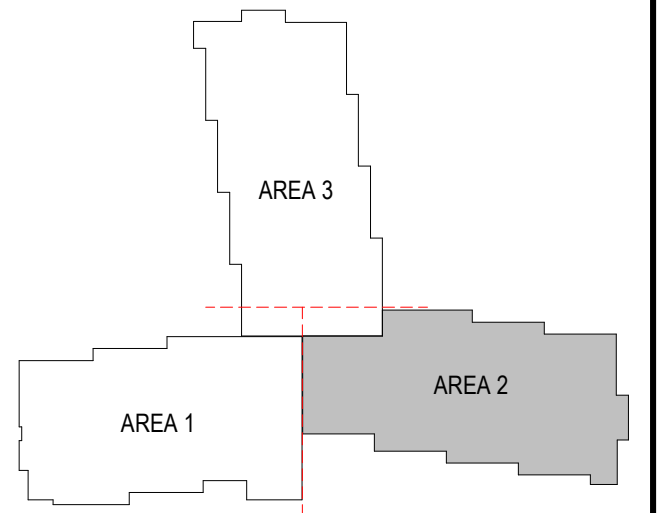
THE CONTRACTOR SHALL BE COGNIZANT THAT THIS IS A REMODEL PROJECT AND AS SUCH, CERTAIN ITEMS CANNOT BE FULLY ILLUSTRATED NOR EXPLAINED WITHOUT FIELD OBSERVATION. THEREFORE BEFORE SUBMITTING A PROPOSAL, THE CONTRACTOR SHALL VISIT AND EXAMINE THE PROJECT IN EVERY DETAIL AS PERTAINS TO THE PROJECT AND MAKE ALLOWANCES IN THEIR PROPOSAL FOR ALL CONDITIONS THAT WILL AFFECT THE WORK INDICATED IN THE PROJECT MANUAL AND CONTRACT DOCUMENTS.

COORDINATION NOTE

IT IS ABSOLUTELY NECESSARY THAT ALL TRADES COORDINATE WITH EACH OTHER AND VERIFY THAT THERE ARE NO CONFLICTS IN LOCATION OF DUCTS, CONDUITS, SPRINKLER HEADS, DIFFUSERS, ELECTRICAL BOXES, EQUIPMENT, AND OTHER ITEMS THROUGHOUT THIS PROJECT BEFORE FINAL PLACEMENT OF MATERIALS.

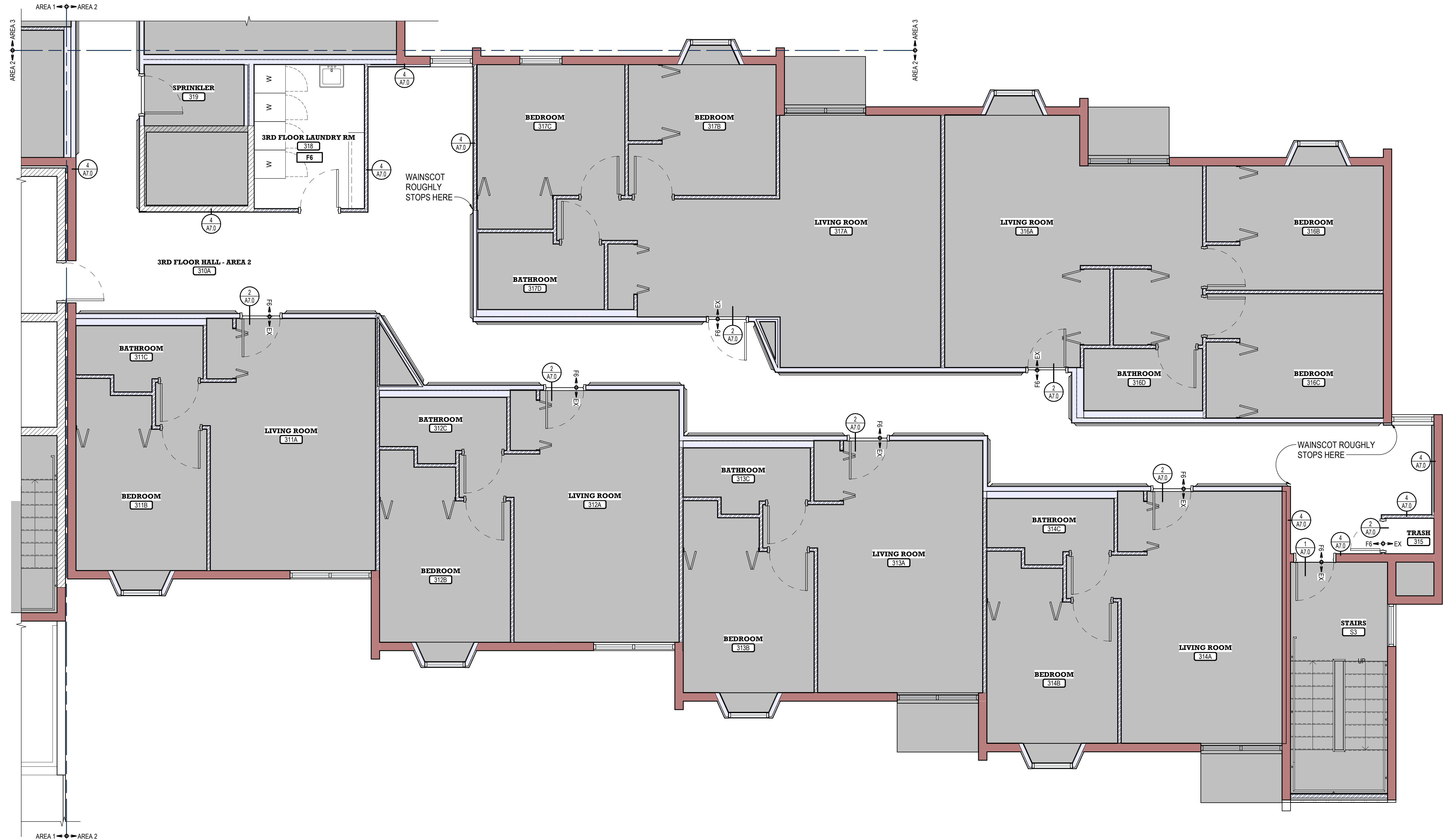


CWG Architecture + Interior
 650 Power St.
 P.O. Box 1198
 Helena, MT 59601
 cwg@cwgarchitects.com
 (406)443-2340
 © 2022 Crossman-Whitney-Griffin, Inc.



REVISIONS

#	Desc	Date



1 THIRD FLOOR - AREA 2
 SCALE: 1/4" = 1'-0"

HELENA HOUSING AUTHORITY
MEA FLOORING REPLACEMENT
 HHA-FY25-IFB-001
 100 S WARREN ST., HELENA, MT 59601
FINISH FLOOR PLANS - THIRD FLOOR AREA 2

4415-01-16 (23)
 DRAWN BY PS
 APPROVED BY CWG
 DATE 07/09/2024

A7.8



COGNIZANT NOTE
 THE CONTRACTOR SHALL BE COGNIZANT THAT THIS IS A REMODEL PROJECT AND AS SUCH, CERTAIN ITEMS CANNOT BE FULLY ILLUSTRATED NOR EXPLAINED WITHOUT FIELD OBSERVATION. THEREFORE BEFORE SUBMITTING A PROPOSAL, THE CONTRACTOR SHALL VISIT AND EXAMINE THE PROJECT IN EVERY DETAIL AS PERTAINS TO THE PROJECT AND MAKE ALLOWANCES IN THEIR PROPOSAL FOR ALL CONDITIONS THAT WILL AFFECT THE WORK INDICATED IN THE PROJECT MANUAL AND CONTRACT DOCUMENTS.

COORDINATION NOTE
 IT IS ABSOLUTELY NECESSARY THAT ALL TRADES COORDINATE WITH EACH OTHER AND VERIFY THAT THERE ARE NO CONFLICTS IN LOCATION OF DUCTS, CONDUITS, SPRINKLER HEADS, DIFFUSERS, ELECTRICAL BOXES, EQUIPMENT, AND OTHER ITEMS THROUGHOUT THIS PROJECT BEFORE FINAL PLACEMENT OF MATERIALS.

NOT FOR CONSTRUCTION

CWG
 Architecture
 +
 Interior

650 Power St
 P.O. Box 1198
 Helena, MT 59601
 cwg@cwgarchitects.com
 (406)443-2340

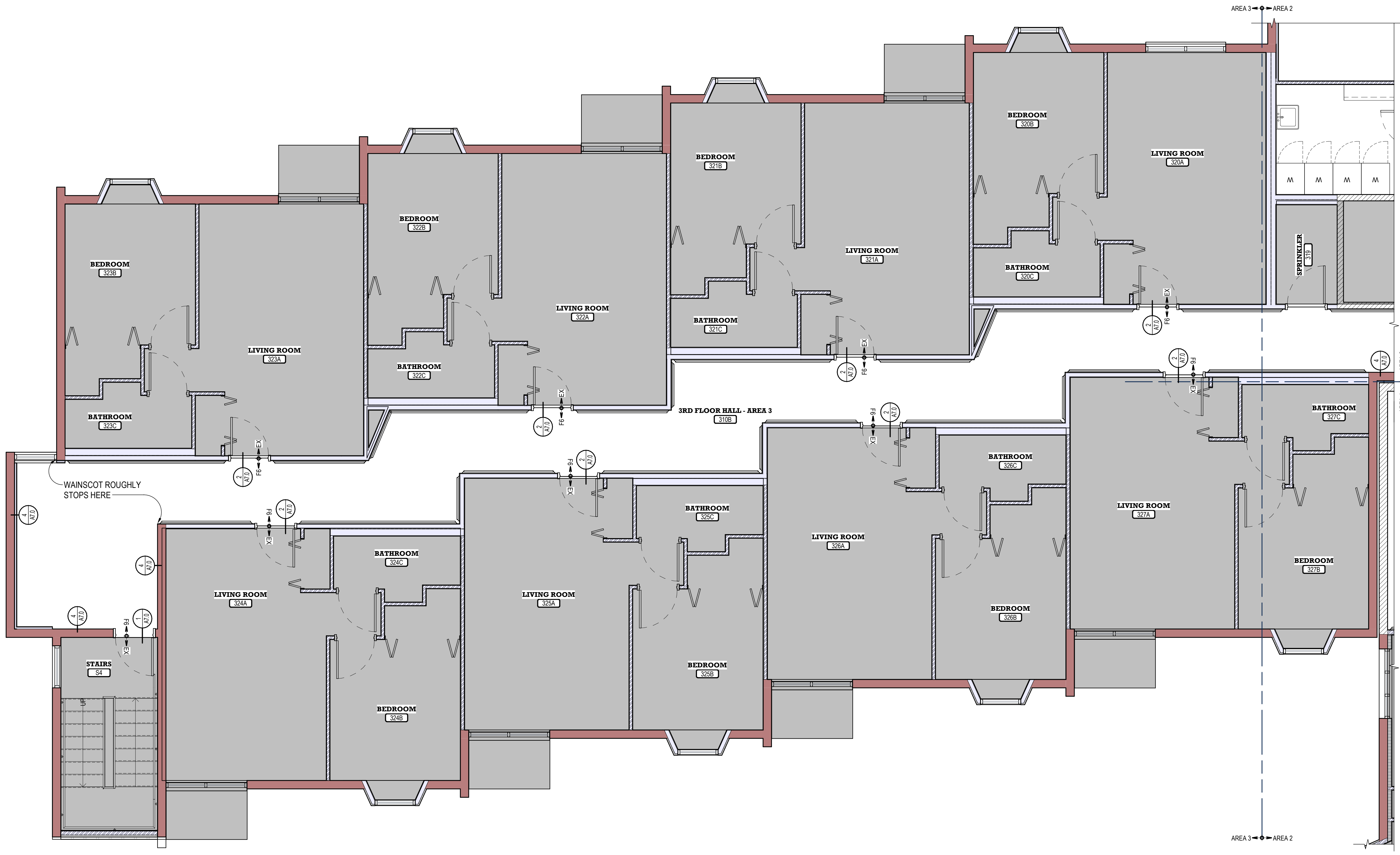
© 2022 Crossman-Whitney-Griffin, Inc.

#	REVISIONS	Desc	Date

HELENA HOUSING AUTHORITY
MEA FLOORING REPLACEMENT
 100 S WARREN ST, HELENA, MT 59601
FINISH FLOOR PLANS - THIRD FLOOR AREA 3

4415-01-16 (23)
 DRAWN BY PS
 APPROVED BY CWG
 DATE 07/09/2024
A7.9

- GENERAL NOTES**
- ALL TRANSITION FINISHES TO BE **TR1** ON THIS FLOOR. SEE DETAILS FOR SPECIFIC TRANSITION TYPES AND MANU. NUMBER.
 - GREY SHADED AREAS ARE AREAS OF **NO WORK**.
 - PROVIDE 1/4" X 4'X8" SANDED PLYWOOD UNDERLAYMENT WHERE WOOD SUBSTRATE IS PRESENT.
 - SHEET VINYL TO BE COVED TO CREATE BASE AT WALLS UNDERNEATH EXISTING WAINSCOT. MATCH HEIGHT OF COVE AT BOTTOM HEIGHT OF WAINSCOT TO AREAS WHERE WAINSCOT IS NOT PRESENT. EXISTING WOOD BASE TO REMAIN. ADD 1/4" QUARTER ROUND, MATCH WOOD SPECIES & FINISH.




1 THIRD FLOOR - AREA 3
 SCALE: 1/4" = 1'-0"

G:\Projects\44150116 Helena Housing Authority 2020 Capital Fund\Project\44150116 (2) HHA MEA Flooring Replacement\03 Design - Sheets - Sheet3 - Rev.202404150116 (2) HHA MEA Flooring Replacement.dwg
 7/9/2024 8:34:06 AM
 CWG Architecture - Interiors 02023

COGNIZANT NOTE
 THE CONTRACTOR SHALL BE COGNIZANT THAT THIS IS A REMODEL PROJECT AND AS SUCH, CERTAIN ITEMS CANNOT BE FULLY ILLUSTRATED NOR EXPLAINED WITHOUT FIELD OBSERVATION. THEREFORE BEFORE SUBMITTING A PROPOSAL, THE CONTRACTOR SHALL VISIT AND EXAMINE THE PROJECT IN EVERY DETAIL AS PERTAINS TO THE PROJECT AND MAKE ALLOWANCES IN THEIR PROPOSAL FOR ALL CONDITIONS THAT WILL AFFECT THE WORK INDICATED IN THE PROJECT MANUAL AND CONTRACT DOCUMENTS.

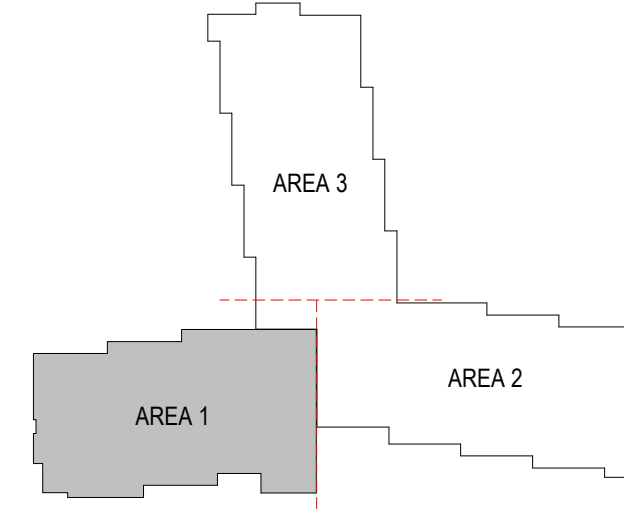
COORDINATION NOTE
 IT IS ABSOLUTELY NECESSARY THAT ALL TRADES COORDINATE WITH EACH OTHER AND VERIFY THAT THERE ARE NO CONFLICTS IN LOCATION OF DUCTS, CONDUITS, SPRINKLER HEADS, DIFFUSERS, ELECTRICAL BOXES, EQUIPMENT, AND OTHER ITEMS THROUGHOUT THIS PROJECT BEFORE FINAL PLACEMENT OF MATERIALS.



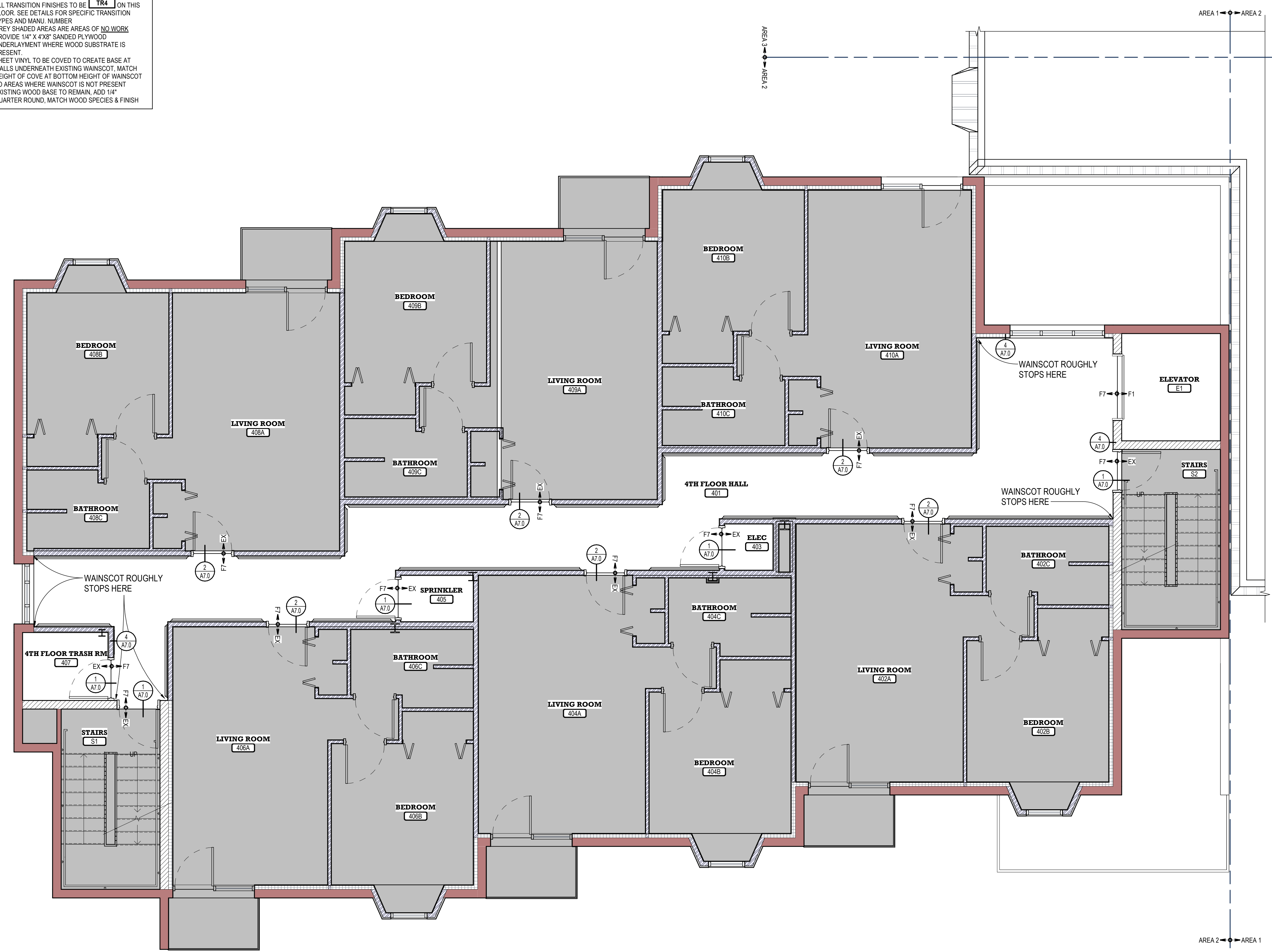
CWG Architecture + Interior
 650 Power St.
 P.O. Box 1198
 Helena, MT 59601
 (406)443-2340
 cwg@cwgarchitects.com
 © 2022 Crossman-Whitney-Giffin, Inc.

REVISIONS

#	Desc	Date



- GENERAL NOTES**
- ALL TRANSITION FINISHES TO BE **TR4** ON THIS FLOOR. SEE DETAILS FOR SPECIFIC TRANSITION TYPES AND MANU. NUMBER.
 - GREY SHADED AREAS ARE AREAS OF NO WORK.
 - PROVIDE 1/4" X 4'X8" SANDED PLYWOOD UNDERLAYMENT WHERE WOOD SUBSTRATE IS PRESENT.
 - SHEET VINYL TO BE COVED TO CREATE BASE AT WALLS UNDERNEATH EXISTING WAINSCOT. MATCH HEIGHT OF COVE AT BOTTOM HEIGHT OF WAINSCOT TO AREAS WHERE WAINSCOT IS NOT PRESENT.
 - EXISTING WOOD BASE TO REMAIN. ADD 1/4" QUARTER ROUND, MATCH WOOD SPECIES & FINISH.



1 FOURTH FLOOR
 SCALE: 1/4" = 1'-0"

HELENA HOUSING AUTHORITY
MEA FLOORING REPLACEMENT
 HHA-FY25-IFB-001
 100 S WARREN ST., HELENA, MT 59601
FINISH FLOOR PLANS - FOURTH FLOOR

4415-01-16 (23)
 DRAWN BY: PS
 APPROVED BY: CWG
 DATE: 07/09/2024

A7.10


G:\Projects\44150116 Helena Housing Authority 2020 Capital Fund\Project\44150116 (2) HHA MEA Flooring Replacement\03 Design - Sprinkler - Sheet3.rvt
 Project: 44150116 Helena Housing Authority 2020 Capital Fund\Project\44150116 (2) HHA MEA Flooring Replacement\03 Design - Sprinkler - Sheet3.rvt
 Date: 07/09/2024 10:53:07 AM
 CWG Architecture + Interiors 0022

GENERAL NOTES

- ALL TRANSITION FINISHES TO BE **TR5** ON THIS FLOOR. SEE DETAILS FOR SPECIFIC TRANSITION TYPES AND MANU. NUMBER.
- GREY SHADED AREAS ARE AREAS OF **NO WORK**.
- PROVIDE 1/4" X 4/8" SANDED PLYWOOD UNDERLAYMENT WHERE WOOD SUBSTRATE IS PRESENT.
- SHEET VINYL TO BE COVERED TO CREATE BASE AT WALLS UNDERNEATH EXISTING WAINSCOT. MATCH HEIGHT OF COVE AT BOTTOM HEIGHT OF WAINSCOT TO AREAS WHERE WAINSCOT IS NOT PRESENT.
- EXISTING WOOD BASE TO REMAIN. ADD 1/4" QUARTER ROUND, MATCH WOOD SPECIES & FINISH.

COGNIZANT NOTE
 THE CONTRACTOR SHALL BE COGNIZANT THAT THIS IS A REMODEL PROJECT AND AS SUCH, CERTAIN ITEMS CANNOT BE FULLY ILLUSTRATED NOR EXPLAINED WITHOUT FIELD OBSERVATION. THEREFORE BEFORE SUBMITTING A PROPOSAL, THE CONTRACTOR SHALL VISIT AND EXAMINE THE PROJECT IN EVERY DETAIL AS PERTAINS TO THE PROJECT AND MAKE ALLOWANCES IN THEIR PROPOSAL FOR ALL CONDITIONS THAT WILL AFFECT THE WORK INDICATED IN THE PROJECT MANUAL AND CONTRACT DOCUMENTS.

COORDINATION NOTE
 IT IS ABSOLUTELY NECESSARY THAT ALL TRADES COORDINATE WITH EACH OTHER AND VERIFY THAT THERE ARE NO CONFLICTS IN LOCATION OF DUCTS, CONDUITS, SPRINKLER HEADS, DIFFUSERS, ELECTRICAL BOXES, EQUIPMENT, AND OTHER ITEMS THROUGHOUT THIS PROJECT BEFORE FINAL PLACEMENT OF MATERIALS.



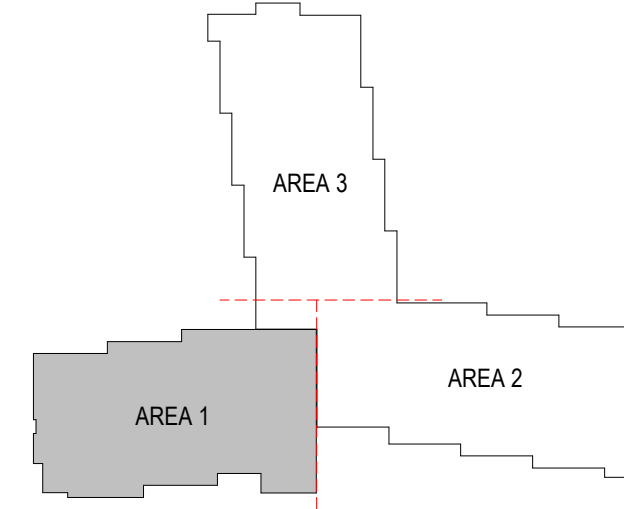
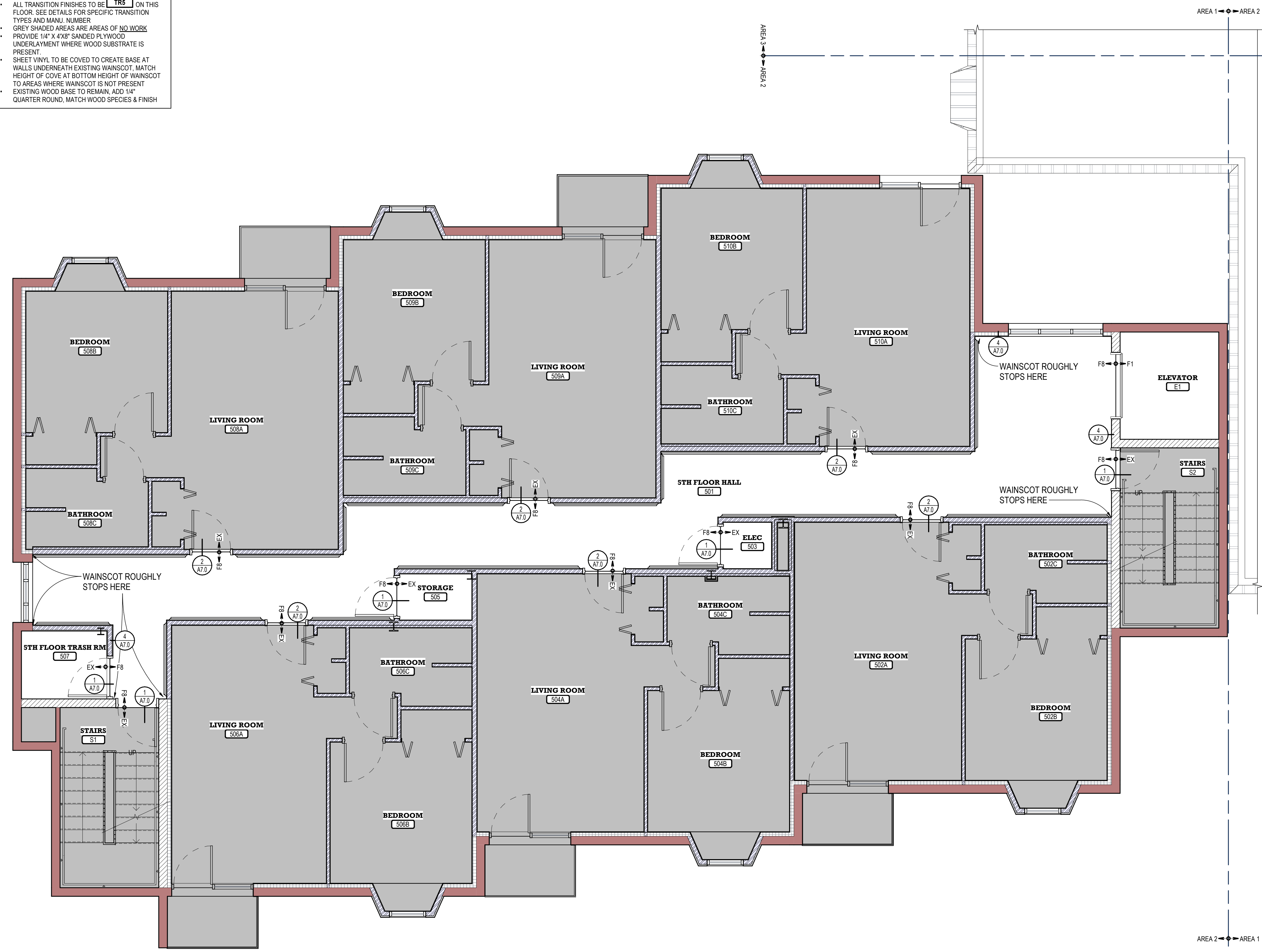
CWG
 Architecture + Interior
 650 Power St
 P.O. Box 1198
 Helena, MT 59601
 cwg@cwgarchitects.com
 (406)443-2340
 © 2022 Crossman-Whitney-Griffin, Inc.

REVISIONS		
#	Desc	Date

HELENA HOUSING AUTHORITY
MEA FLOORING REPLACEMENT
 HHA-FY25-IFB-001
 100 S WARREN ST., HELENA, MT 59601
FINISH FLOOR PLANS - FIFTH FLOOR


4415-01-16 (23)
 DRAWN BY PS
 APPROVED BY CWG
 DATE 07/09/2024
A7.11

1 05 - FIFTH FLOOR
 SCALE: 1/4" = 1'-0"



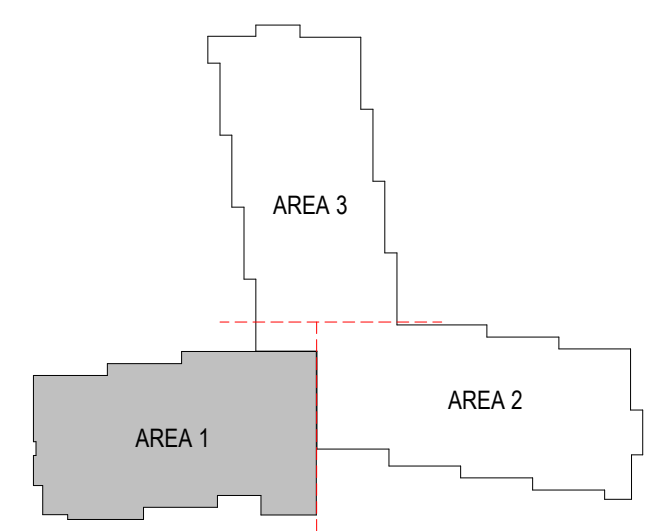
COGNIZANT NOTE
 THE CONTRACTOR SHALL BE COGNIZANT THAT THIS IS A REMODEL PROJECT AND AS SUCH, CERTAIN ITEMS CANNOT BE FULLY ILLUSTRATED NOR EXPLAINED WITHOUT FIELD OBSERVATION. THEREFORE BEFORE SUBMITTING A PROPOSAL, THE CONTRACTOR SHALL VISIT AND EXAMINE THE PROJECT IN EVERY DETAIL AS PERTAINS TO THE PROJECT AND MAKE ALLOWANCES IN THEIR PROPOSAL FOR ALL CONDITIONS THAT WILL AFFECT THE WORK INDICATED IN THE PROJECT MANUAL AND CONTRACT DOCUMENTS.

COORDINATION NOTE
 IT IS ABSOLUTELY NECESSARY THAT ALL TRADES COORDINATE WITH EACH OTHER AND VERIFY THAT THERE ARE NO CONFLICTS IN LOCATION OF DUCTS, CONDUITS, SPRINKLER HEADS, DIFFUSERS, ELECTRICAL BOXES, EQUIPMENT, AND OTHER ITEMS THROUGHOUT THIS PROJECT BEFORE FINAL PLACEMENT OF MATERIALS.

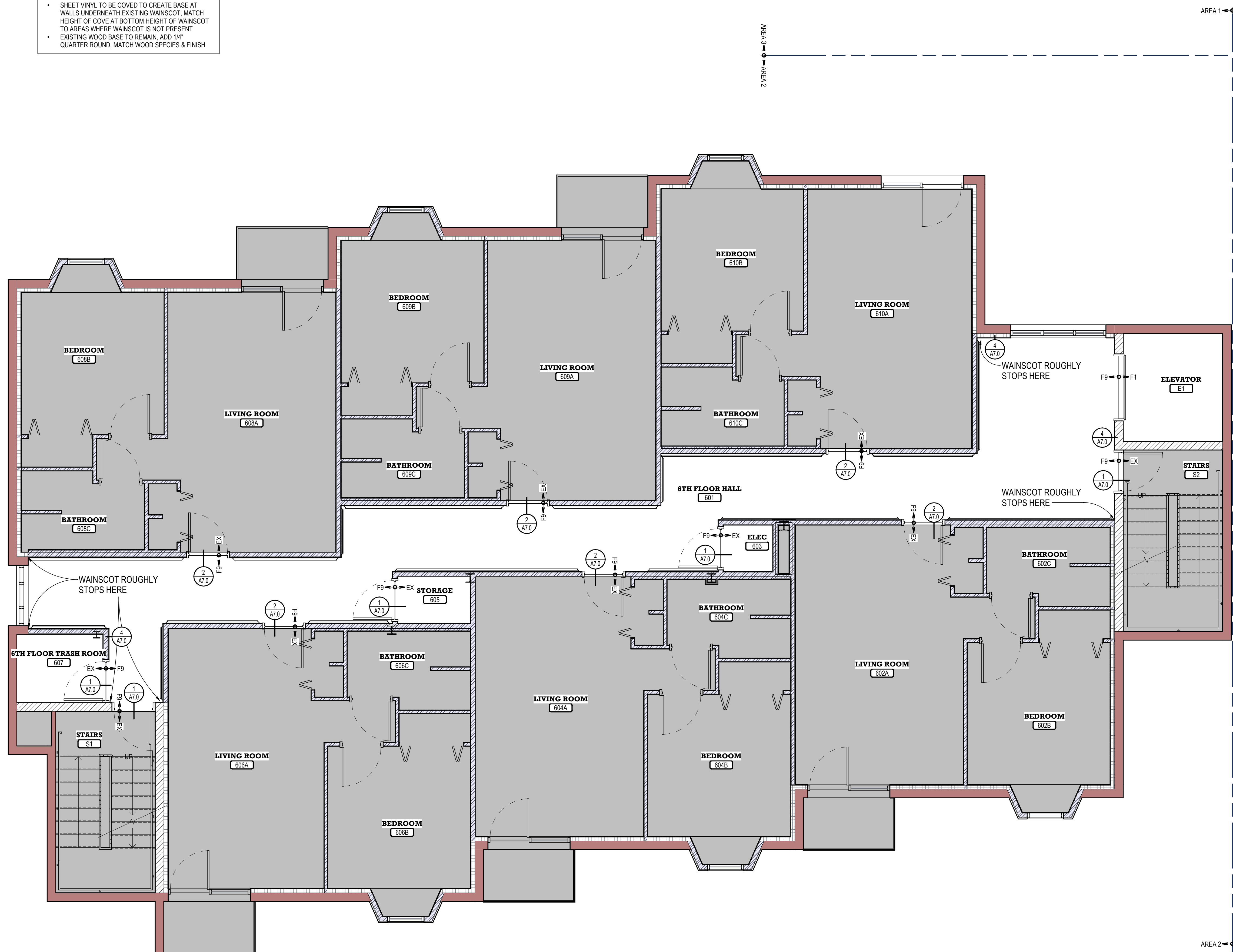


CWG Architecture + Interior
 650 Power St
 P.O. Box 1198
 Helena, MT 59601
 cwg@cwgarchitects.com
 (406)443-2340
 © 2022 Crossman-Whitney-Griffin, Inc.

REVISIONS		
#	Desc	Date



- GENERAL NOTES**
- ALL TRANSITION FINISHES TO BE **TR5** ON THIS FLOOR. SEE DETAILS FOR SPECIFIC TRANSITION TYPES AND MANU. NUMBER.
 - GREY SHADED AREAS ARE AREAS OF NO WORK.
 - PROVIDE 1/4" X 4'X8' SANDED PLYWOOD UNDERLAYMENT WHERE WOOD SUBSTRATE IS PRESENT.
 - SHEET VINYL TO BE COVED TO CREATE BASE AT WALLS UNDERNEATH EXISTING WAINSCOT. MATCH HEIGHT OF COVE AT BOTTOM HEIGHT OF WAINSCOT TO AREAS WHERE WAINSCOT IS NOT PRESENT.
 - EXISTING WOOD BASE TO REMAIN. ADD 1/4" QUARTER ROUND, MATCH WOOD SPECIES & FINISH.



1 06 - SIXTH FLOOR
 SCALE: 1/4" = 1'-0"

HELENA HOUSING AUTHORITY
MEA FLOORING REPLACEMENT
 HHA-FY25-IFB-001
 100 S WARREN ST, HELENA, MT 59601
 FINISH FLOOR PLANS - SIXTH FLOOR


4415-01-16 (23)
 DRAWN BY PS
 APPROVED BY CWG
 DATE 07/09/2024

A7.12

C:\Projects\44150116 Helena Housing Authority 2020 Capital Fund\Project\44150116 (23) HHA MEA Flooring Replacement.dwg
 7/9/2024 8:34:08 AM
 © Project\44150116 Helena Housing Authority 2020 Capital Fund\Project\44150116 (23) HHA MEA Flooring Replacement\03 Design - Drawings - Sheet\3 - Rev\2024\44150116 (23) HHA MEA Flooring Replacement.dwg
 7/9/2024 8:34:08 AM
 CWG Architecture + Interiors 02023

COGNIZANT NOTE
 THE CONTRACTOR SHALL BE COGNIZANT THAT THIS IS A REMODEL PROJECT AND AS SUCH, CERTAIN ITEMS CANNOT BE FULLY ILLUSTRATED NOR EXPLAINED WITHOUT FIELD OBSERVATION. THEREFORE BEFORE SUBMITTING A PROPOSAL, THE CONTRACTOR SHALL VISIT AND EXAMINE THE PROJECT IN EVERY DETAIL AS PERTAINS TO THE PROJECT AND MAKE ALLOWANCES IN THEIR PROPOSAL FOR ALL CONDITIONS THAT WILL AFFECT THE WORK INDICATED IN THE PROJECT MANUAL AND CONTRACT DOCUMENTS.

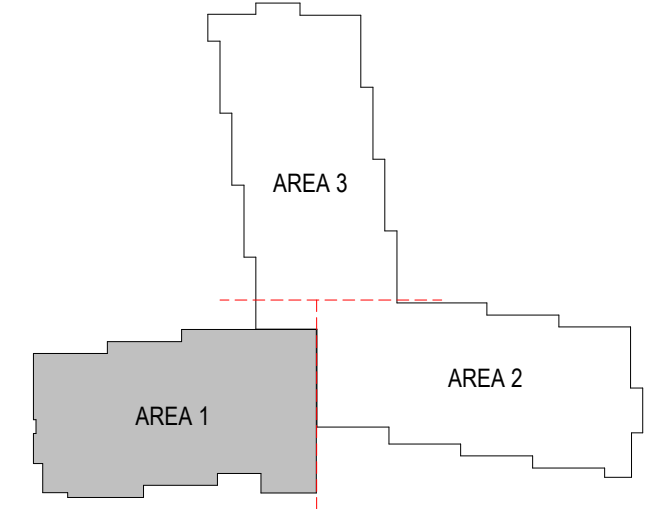
COORDINATION NOTE
 IT IS ABSOLUTELY NECESSARY THAT ALL TRADES COORDINATE WITH EACH OTHER AND VERIFY THAT THERE ARE NO CONFLICTS IN LOCATION OF DUCTS, CONDUITS, SPRINKLER HEADS, DIFFUSERS, ELECTRICAL BOXES, EQUIPMENT, AND OTHER ITEMS THROUGHOUT THIS PROJECT BEFORE FINAL PLACEMENT OF MATERIALS.



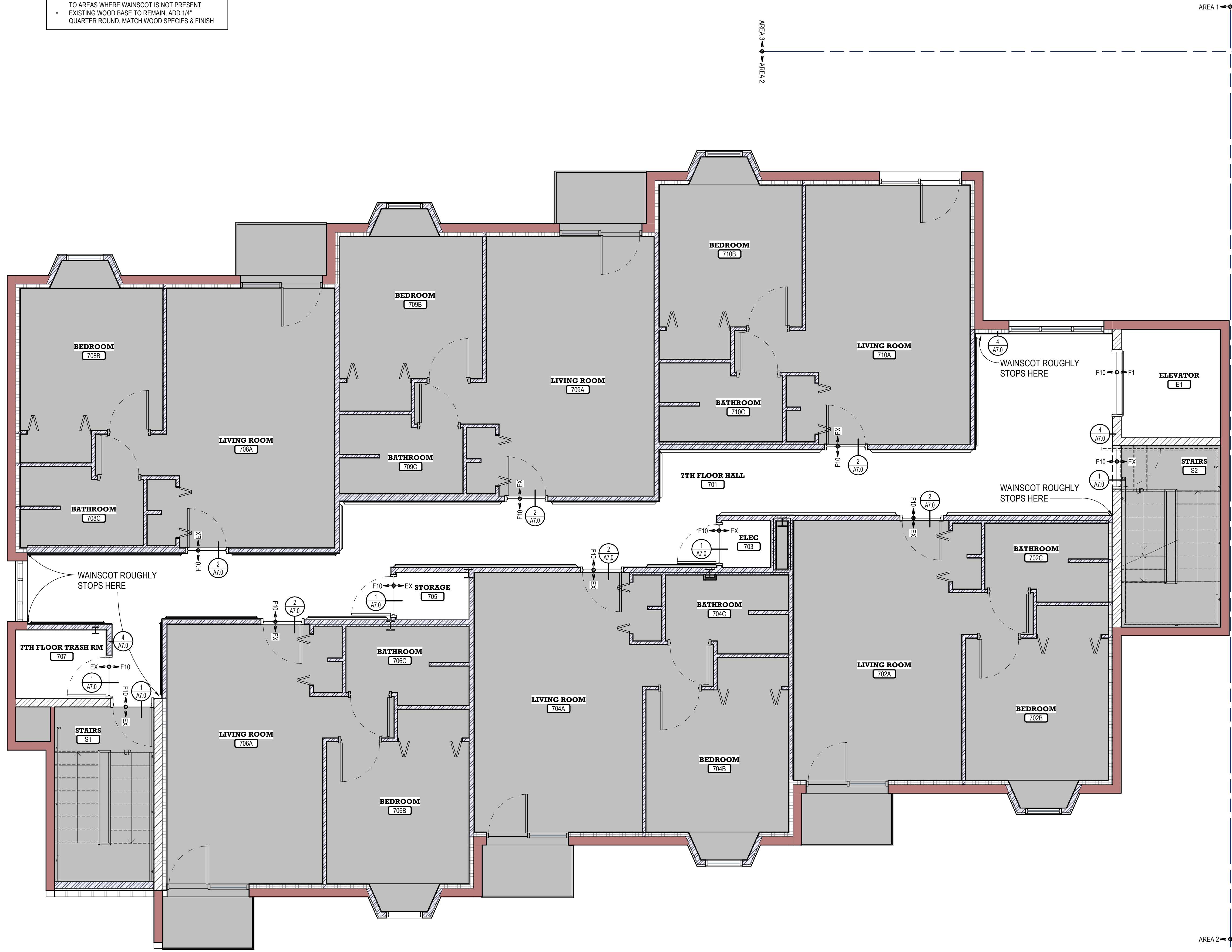
CWG Architecture + Interiors
 650 Power St
 P.O. Box 1198
 Helena, MT 59601
 cwg@cwgarchitects.com
 (406)443-2340
 © 2022 Crossman-Whitney-Griffin, Inc.

REVISIONS

#	Desc	Date



- GENERAL NOTES**
- ALL TRANSITION FINISHES TO BE **TR7** ON THIS FLOOR. SEE DETAILS FOR SPECIFIC TRANSITION TYPES AND MANU. NUMBER.
 - GREY SHADED AREAS ARE AREAS OF NO WORK.
 - PROVIDE 1/4" X 4'X8" SANDED PLYWOOD UNDERLAYMENT WHERE WOOD SUBSTRATE IS PRESENT.
 - SHEET VINYL TO BE COVED TO CREATE BASE AT WALLS UNDERNEATH EXISTING WAINSCOT. MATCH HEIGHT OF COVE AT BOTTOM HEIGHT OF WAINSCOT TO AREAS WHERE WAINSCOT IS NOT PRESENT.
 - EXISTING WOOD BASE TO REMAIN. ADD 1/4" QUARTER ROUND, MATCH WOOD SPECIES & FINISH.



07 - SEVENTH FLOOR
 SCALE: 1/4" = 1'-0"

HELENA HOUSING AUTHORITY
MEA FLOORING REPLACEMENT
 HHA-FY25-IFB-001
 100 S WARREN ST, HELENA, MT 59601
 FINISH FLOOR PLANS - SEVENTH FLOOR

4415-01-16 (23)
 DRAWN BY PS
 APPROVED BY CWG
 DATE 07/09/2024

A7.13

G:\Projects\44150116 Helena Housing Authority 2020 Capital Fund\Project\44150116 (23) HHA MEA Flooring Replacement\MEAs\07.rvt
 7/9/2024 8:34:09 AM
 CWG Architecture + Interiors ©2024